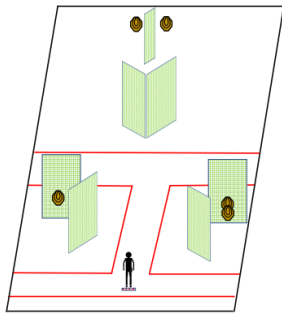


KW PCC & Mini Rifle Oranje Nassau 2 - Stage 1 - 2022-03-25



COF: Stage 1 Short Course	
5 IPSC Mini Targets	
Minimum treffers:	10
Procedure:	Na het start signaal, beschiet alle doelen vanuit het schietgebied zodra deze zichtbaar zijn.
Plaats:	50 meter baan

Stage Results - Mini Rifle Open

Place	Name	No.	Class	Div	PF	Points	Pen	Time	Hit Factor	Stage Pts	Stage %
1	Van Bergen, Philippe	7660	O	MRO	Min	36	0	9.51	3.7855	50.0000	100.00 %
2	Harreman, Ferry	4863	O	MRO	Min	46	0	15.80	2.9114	38.4546	76.91 %
3	Van Oers, Stijn	13503	O	MRO	Min	31	30	12.20	0.0820	1.0827	2.17 %

Stage Results - Mini Rifle Standard

Place	Name	No.	Class	Div	PF	Points	Pen	Time	Hit Factor	Stage Pts	Stage %
1	Koek, Johan	6372	O	MRS	Min	44	0	11.52	3.8194	50.0000	100.00 %

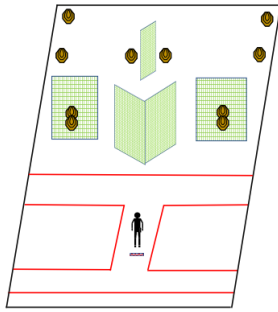
Stage Results - PCC

Place	Name	No.	Class	Div	PF	Points	Pen	Time	Hit Factor	Stage Pts	Stage %
1	Nieuwenhuis, Bertil	5531	O	PCC	Min	48	0	9.12	5.2632	50.0000	100.00 %
2	Dietrich, Bjorn	2046	O	PCC	Min	46	0	9.46	4.8626	46.1945	92.39 %
3	Holzappel, Christian	103	O	PCC	Min	50	0	10.41	4.8031	45.6292	91.26 %
4	Gessel van, Claud	1717	O	PCC	Min	44	0	9.35	4.7059	44.7059	89.41 %
5	Schuiten, Sander	2226	O	PCC	Min	48	0	10.26	4.6784	44.4444	88.89 %
6	Laar, Van, Marcel	476	O	PCC	Min	50	0	11.26	4.4405	42.1847	84.37 %
7	Veldheer, Remco	8492	O	PCC	Min	38	0	9.19	4.1349	39.2818	78.56 %
8	Rooijendijk, Lucien	412	O	PCC	Min	41	10	7.64	4.0576	38.5471	77.09 %
9	Westerveld, Reinier	10107	O	PCC	Min	44	0	10.88	4.0441	38.4191	76.84 %
10	Camijn, Marcel	4318	O	PCC	Min	44	0	11.57	3.8029	36.1279	72.26 %
11	Ottema, W	1807	O	PCC	Min	50	0	13.15	3.8023	36.1217	72.24 %
12	Van Der Ven, Noop		O	PCC	Min	42	0	11.06	3.7975	36.0759	72.15 %
13	Frerejean, Armand	2141	O	PCC	Min	44	0	11.78	3.7351	35.4839	70.97 %
14	De Ruijter, Gert	7473	O	PCC	Min	44	0	11.97	3.6759	34.9206	69.84 %
15	Floris, Patricia	8026	O	PCC	Min	48	0	13.48	3.5608	33.8279	67.66 %
16	Rudenko, Oleg	3327	O	PCC	Min	42	0	12.26	3.4258	32.5449	65.09 %
17	Van Geest, Jeff	7775	O	PCC	Min	44	0	13.05	3.3716	32.0307	64.06 %
18	Barentsen, Sasja		O	PCC	Min	40	0	12.08	3.3113	31.4570	62.91 %
19	Salomons, Henk	9978	O	PCC	Min	38	0	11.50	3.3043	31.3913	62.78 %
20	Kisters, Rob	466	O	PCC	Min	36	0	11.11	3.2403	30.7831	61.57 %
21	Fromberg, Willem	11618	O	PCC	Min	42	0	13.41	3.1320	29.7539	59.51 %
22	Sinan, Ali	12284	O	PCC	Min	48	0	15.33	3.1311	29.7456	59.49 %
23	Constant, John	1101	O	PCC	Min	40	0	12.88	3.1056	29.5031	59.01 %
24	Van Diest, Laurens	10678	O	PCC	Min	36	0	11.79	3.0534	29.0076	58.02 %
25	Van der Slot, Leo	4060	O	PCC	Min	40	0	13.30	3.0075	28.5714	57.14 %
26	De nooijer, Leo	5604	O	PCC	Min	48	0	16.09	2.9832	28.3406	56.68 %
27	Kooltjes, Cees	4842	O	PCC	Min	43	10	11.18	2.9517	28.0411	56.08 %
28	BROCHARD, Pierre	1107	O	PCC	Min	42	0	14.24	2.9494	28.0197	56.04 %
29	Joosten, Kim	9147	O	PCC	Min	34	0	11.81	2.8789	27.3497	54.70 %
30	Van Veldhoven, Martin	9319	O	PCC	Min	43	10	11.52	2.8646	27.2135	54.43 %
31	Van Dobben, Gert	11507	O	PCC	Min	42	0	14.82	2.8340	26.9231	53.85 %
32	Luijs, Richard	10119	O	PCC	Min	36	0	13.36	2.6946	25.5988	51.20 %
33	Steijvers, Michael	6197	O	PCC	Min	37	10	11.09	2.4346	23.1289	46.26 %
34	Goeseije, Peter	5584	O	PCC	Min	45	10	15.33	2.2831	21.6895	43.38 %

35	V.d.Griek, Jan	3757	0	PCC	Min	37	10	12.29	2.1969	20.8706	41.74 %
36	Philippus, Killy	11989	0	PCC	Min	39	10	13.87	2.0908	19.8630	39.73 %
37	Jetzer, Michel	13468	0	PCC	Min	37	10	14.83	1.8206	17.2960	34.59 %
38	Barbu, Cezar	1781	0	PCC	Min	43	10	18.45	1.7886	16.9919	33.98 %
39	Kisters, Jelle	9344	0	PCC	Min	34	20	10.34	1.3540	12.8627	25.73 %
40	Van der Pluim, Niels	12264	0	PCC	Min	16	50	11.79	0.0000	0.0000	0.00 %

Generated by PractiScore for Android (1.7.19 Lenovo) at 2022-03-26 19:47 +0100

KW PCC & Mini Rifle Oranje Nassau 2 - Stage 2 - 2022-03-25



GDP Stage 2 Medium Course	
10 IPSC Mini Targets	
Minimum treffers:	20
Procedure:	Na het start signaal, beschiet alle doelen vanuit het schietgebied zodra deze zichtbaar zijn.
Ready condition	Optie 3
Plaats:	50 meter baan

Stage Results - Mini Rifle Open

Place	Name	No.	Class	Div	PF	Points	Pen	Time	Hit Factor	Stage Pts	Stage %
1	Van Bergen, Philippe	7660	O	MRO	Min	88	0	17.88	4.9217	100.0000	100.00 %
2	Van Oers, Stijn	13503	O	MRO	Min	92	0	20.83	4.4167	89.7394	89.74 %
3	Harreman, Ferry	4863	O	MRO	Min	84	0	38.22	2.1978	44.6553	44.66 %

Stage Results - Mini Rifle Standard

Place	Name	No.	Class	Div	PF	Points	Pen	Time	Hit Factor	Stage Pts	Stage %
1	Koek, Johan	6372	O	MRS	Min	94	0	21.34	4.4049	100.0000	100.00 %

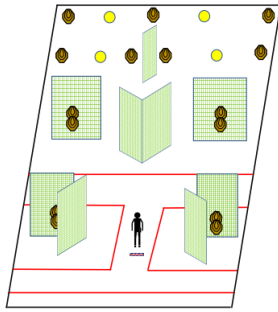
Stage Results - PCC

Place	Name	No.	Class	Div	PF	Points	Pen	Time	Hit Factor	Stage Pts	Stage %
1	Roosjendijk, Lucien	412	O	PCC	Min	92	0	15.39	5.9779	100.0000	100.00 %
2	Dietrich, Bjorn	2046	O	PCC	Min	92	0	17.20	5.3488	89.4767	89.48 %
3	Holzappel, Christian	103	O	PCC	Min	88	0	17.43	5.0488	84.4571	84.46 %
4	Laar, Van, Marcel	476	O	PCC	Min	96	0	19.41	4.9459	82.7364	82.74 %
5	Nieuwenhuis, Bertil	5531	O	PCC	Min	88	0	17.82	4.9383	82.6087	82.61 %
6	Veldheer, Remco	8492	O	PCC	Min	80	0	16.80	4.7619	79.6584	79.66 %
7	Kooltjes, Cees	4842	O	PCC	Min	94	0	20.00	4.7000	78.6228	78.62 %
8	Westerveld, Reinier	10107	O	PCC	Min	90	0	19.15	4.6997	78.6185	78.62 %
9	Van Der Ven, Noop		O	PCC	Min	92	0	21.20	4.3396	72.5943	72.59 %
10	Frerejean, Armand	2141	O	PCC	Min	88	0	20.49	4.2948	71.8442	71.84 %
11	Gessel van, Claud	1717	O	PCC	Min	85	10	17.56	4.2711	71.4476	71.45 %
12	Camijn, Marcel	4318	O	PCC	Min	86	0	20.53	4.1890	70.0745	70.07 %
13	Kisters, Rob	466	O	PCC	Min	90	0	21.91	4.1077	68.7149	68.71 %
14	Steijvers, Michael	6197	O	PCC	Min	76	0	18.91	4.0190	67.2315	67.23 %
15	Rudenko, Oleg	3327	O	PCC	Min	86	0	21.42	4.0149	67.1630	67.16 %
16	Barentsen, Sasja		O	PCC	Min	94	0	23.42	4.0137	67.1416	67.14 %
17	Luijs, Richard	10119	O	PCC	Min	96	0	24.38	3.9377	65.8701	65.87 %
18	BROCHARD, Pierre	1107	O	PCC	Min	92	0	24.29	3.7876	63.3594	63.36 %
19	Constant, John	1101	O	PCC	Min	81	10	18.83	3.7706	63.0752	63.08 %
20	Van Geest, Jeff	7775	O	PCC	Min	88	0	23.49	3.7463	62.6687	62.67 %
21	Van Veldhoven, Martin	9319	O	PCC	Min	92	0	24.67	3.7292	62.3835	62.38 %
22	Van der Slot, Leo	4060	O	PCC	Min	90	0	24.28	3.7068	62.0076	62.01 %
23	Schuiten, Sander	2226	O	PCC	Min	88	0	23.79	3.6990	61.8784	61.88 %
24	Philippus, Killy	11989	O	PCC	Min	87	10	21.91	3.5144	58.7894	58.79 %
25	Kisters, Jelle	9344	O	PCC	Min	84	0	24.54	3.4230	57.2606	57.26 %
26	V.d.Griek, Jan	3757	O	PCC	Min	74	0	21.62	3.4228	57.2568	57.26 %
27	Salomons, Henk	9978	O	PCC	Min	80	0	23.75	3.3684	56.3478	56.35 %
28	De Ruijter, Gert	7473	O	PCC	Min	90	0	26.76	3.3632	56.2610	56.26 %
29	Joosten, Kim	9147	O	PCC	Min	83	10	21.91	3.3318	55.7354	55.74 %
30	Fromberg, Willem	11618	O	PCC	Min	88	0	26.72	3.2934	55.0931	55.09 %
31	Jetzer, Michel	13468	O	PCC	Min	84	0	26.22	3.2037	53.5917	53.59 %
32	Goeseije, Peter	5584	O	PCC	Min	92	0	28.72	3.2033	53.5864	53.59 %
33	Sinan, Ali	12284	O	PCC	Min	96	0	31.54	3.0438	50.9167	50.92 %
34	Van Diest, Laurens	10678	O	PCC	Min	81	10	24.57	2.8897	48.3397	48.34 %

35	Van Dobben, Gert	11507	0	PCC	Min	88	20	24.82	2.7397	45.8309	45.83 %
36	De nooijer, Leo	5604	0	PCC	Min	90	0	32.97	2.7298	45.6640	45.66 %
37	Floris, Patricia	8026	0	PCC	Min	79	10	26.01	2.6528	44.3772	44.38 %
38	Ottema, W	1807	0	PCC	Min	77	30	17.72	2.6524	44.3695	44.37 %
39	Barbu, Cezar	1781	0	PCC	Min	94	0	36.45	2.5789	43.1401	43.14 %
40	Van der Pluim, Niels	12264	0	PCC	Min	75	10	26.08	2.4923	41.6924	41.69 %

Generated by PractiScore for Android (1.7.19 Lenovo) at 2022-03-26 19:48 +0100

KW PCC & Mini Rifle Oranje Nassau 2 - Stage 3 - 2022-03-25



COF: Stage 3 Long Course	
15 IPSC Mini Targets 4 IPSC Plates	
Minimum treffers:	34
Procedure:	Na het start signaal, beschiet alle doelen vanuit het schietgebied zodra deze zichtbaar zijn.
Plaats	50 meter baan

Stage Results - Mini Rifle Open

Place	Name	No.	Class	Div	PF	Points	Pen	Time	Hit Factor	Stage Pts	Stage %
1	Van Oers, Stijn	13503	O	MRO	Min	146	0	43.71	3.3402	170.0000	100.00 %
2	Van Bergen, Philippe	7660	O	MRO	Min	145	10	43.70	3.0892	157.2278	92.49 %
3	Harreman, Ferry	4863	O	MRO	Min	162	0	59.21	2.7360	139.2505	81.91 %

Stage Results - Mini Rifle Standard

Place	Name	No.	Class	Div	PF	Points	Pen	Time	Hit Factor	Stage Pts	Stage %
1	Koek, Johan	6372	O	MRS	Min	150	0	56.36	2.6615	170.0000	100.00 %

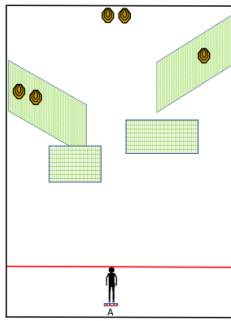
Stage Results - PCC

Place	Name	No.	Class	Div	PF	Points	Pen	Time	Hit Factor	Stage Pts	Stage %
1	Roosjendijk, Lucien	412	O	PCC	Min	148	0	31.56	4.6895	170.0000	100.00 %
2	Dietrich, Bjorn	2046	O	PCC	Min	164	0	35.03	4.6817	169.7180	99.83 %
3	Constant, John	1101	O	PCC	Min	158	0	36.23	4.3610	158.0931	93.00 %
4	Holzappel, Christian	103	O	PCC	Min	157	10	35.10	4.1880	151.8219	89.31 %
5	Laar, Van, Marcel	476	O	PCC	Min	162	0	39.87	4.0632	147.2967	86.65 %
6	Ottema, W	1807	O	PCC	Min	156	0	39.60	3.9394	142.8084	84.00 %
7	Barentsen, Sasja		O	PCC	Min	154	0	40.33	3.8185	138.4257	81.43 %
8	Camijn, Marcel	4318	O	PCC	Min	162	0	43.94	3.6868	133.6531	78.62 %
9	Gessel van, Claud	1717	O	PCC	Min	148	0	40.89	3.6195	131.2106	77.18 %
10	Westerveld, Reinier	10107	O	PCC	Min	154	0	43.07	3.5756	129.6194	76.25 %
11	Salomons, Henk	9978	O	PCC	Min	153	10	40.48	3.5326	128.0618	75.33 %
12	Veldheer, Remco	8492	O	PCC	Min	144	0	41.75	3.4491	125.0346	73.55 %
13	Steijvers, Michael	6197	O	PCC	Min	144	0	41.80	3.4450	124.8850	73.46 %
14	Schuiten, Sander	2226	O	PCC	Min	162	0	47.51	3.4098	123.6102	72.71 %
15	Kooltjes, Cees	4842	O	PCC	Min	146	20	37.38	3.3708	122.1956	71.88 %
16	Van Der Ven, Noop		O	PCC	Min	134	0	39.89	3.3592	121.7769	71.63 %
17	Kisters, Jelle	9344	O	PCC	Min	142	0	44.69	3.1774	115.1867	67.76 %
18	BROCHARD, Pierre	1107	O	PCC	Min	164	0	51.99	3.1545	114.3532	67.27 %
19	Van Veldhoven, Martin	9319	O	PCC	Min	150	20	42.83	3.0353	110.0321	64.72 %
20	Goeseije, Peter	5584	O	PCC	Min	166	0	54.85	3.0264	109.7124	64.54 %
21	Van Geest, Jeff	7775	O	PCC	Min	152	30	40.44	3.0168	109.3636	64.33 %
22	Nieuwenhuis, Bertil	5531	O	PCC	Min	142	30	37.70	2.9708	107.6963	63.35 %
23	Kisters, Rob	466	O	PCC	Min	138	0	46.78	2.9500	106.9407	62.91 %
24	Floris, Patricia	8026	O	PCC	Min	158	0	53.78	2.9379	106.5027	62.65 %
25	Jetzer, Michel	13468	O	PCC	Min	142	0	48.62	2.9206	105.8760	62.28 %
26	Luijs, Richard	10119	O	PCC	Min	164	0	56.30	2.9130	105.5990	62.12 %
27	Van der Slot, Leo	4060	O	PCC	Min	141	10	45.68	2.8678	103.9607	61.15 %
28	Joosten, Kim	9147	O	PCC	Min	136	0	48.08	2.8286	102.5413	60.32 %
29	V.d.Griek, Jan	3757	O	PCC	Min	137	10	47.45	2.6765	97.0268	57.07 %
30	De Ruijter, Gert	7473	O	PCC	Min	151	10	54.56	2.5843	93.6848	55.11 %
31	Van Diest, Laurens	10678	O	PCC	Min	150	0	59.15	2.5359	91.9307	54.08 %
32	Van Dobben, Gert	11507	O	PCC	Min	151	10	56.37	2.5013	90.6766	53.34 %
33	Frerejean, Armand	2141	O	PCC	Min	133	40	40.58	2.2918	83.0797	48.87 %
34	Rudenko, Oleg	3327	O	PCC	Min	132	30	48.07	2.1219	76.9219	45.25 %

35	Barbu, Cezar	1781	0	PCC	Min	168	0	79.26	2.1196	76.8386	45.20 %
36	Van der Pluim, Niels	12264	0	PCC	Min	144	30	55.84	2.0415	74.0088	43.53 %
37	Fromberg, Willem	11618	0	PCC	Min	144	0	72.09	1.9975	72.4122	42.60 %
38	Philippus, Killy	11989	0	PCC	Min	135	50	43.06	1.9740	71.5598	42.09 %
39	Sinan, Ali	12284	0	PCC	Min	154	30	65.76	1.8856	68.3572	40.21 %
40	De nooijer, Leo	5604	0	PCC	Min	136	60	62.64	1.2133	43.9831	25.87 %

Generated by PractiScore for Android (1.7.19 Lenovo) at 2022-03-26 19:49 +0100

KW PCC & Mini Rifle Oranje Nassau 2 - Stage 4 - 2022-03-25



ODF: Stage 4 Short Course	
5 IPSC Mini Targets	
Minimum treffers:	10
Procediure:	Na het start signaal, beschiet alle doelen vanuit het schietgebied zodra deze zichtbaar zijn.
Plaats	25 meter baan

Stage Results - Mini Rifle Open

Place	Name	No.	Class	Div	PF	Points	Pen	Time	Hit Factor	Stage Pts	Stage %
1	Van Oers, Stijn	13503	0	MRO	Min	44	0	8.28	5.3140	50.0000	100.00 %
2	Harreman, Ferry	4863	0	MRO	Min	48	0	11.50	4.1739	39.2727	78.55 %
3	Van Bergen, Philippe	7660	0	MRO	Min	28	0	7.70	3.6364	34.2149	68.43 %

Stage Results - Mini Rifle Standard

Place	Name	No.	Class	Div	PF	Points	Pen	Time	Hit Factor	Stage Pts	Stage %
1	Koek, Johan	6372	0	MRS	Min	40	0	8.91	4.4893	50.0000	100.00 %

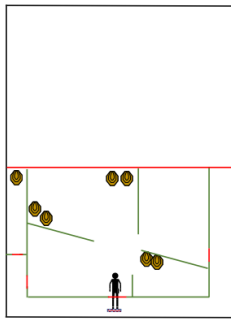
Stage Results - PCC

Place	Name	No.	Class	Div	PF	Points	Pen	Time	Hit Factor	Stage Pts	Stage %
1	Holzappel, Christian	103	0	PCC	Min	46	0	8.09	5.6860	50.0000	100.00 %
2	Philippus, Killy	11989	0	PCC	Min	46	0	8.16	5.6373	49.5711	99.14 %
3	Rooijendijk, Lucien	412	0	PCC	Min	42	0	7.62	5.5118	48.4680	96.94 %
4	Dietrich, Bjorn	2046	0	PCC	Min	40	0	7.46	5.3619	47.1500	94.30 %
5	Laar, Van, Marcel	476	0	PCC	Min	46	0	8.58	5.3613	47.1445	94.29 %
6	Gessel van, Claud	1717	0	PCC	Min	48	0	9.13	5.2574	46.2308	92.46 %
7	Van Veldhoven, Martin	9319	0	PCC	Min	50	0	9.57	5.2247	45.9429	91.89 %
8	Steijvers, Michael	6197	0	PCC	Min	46	0	9.00	5.1111	44.9444	89.89 %
9	Constant, John	1101	0	PCC	Min	38	0	7.89	4.8162	42.3514	84.70 %
10	Kooltjes, Cees	4842	0	PCC	Min	44	0	9.16	4.8035	42.2394	84.48 %
11	Veldheer, Remco	8492	0	PCC	Min	42	0	8.82	4.7619	41.8737	83.75 %
12	Nieuwenhuis, Bertil	5531	0	PCC	Min	40	0	8.44	4.7393	41.6753	83.35 %
13	Schuiten, Sander	2226	0	PCC	Min	48	0	10.21	4.7013	41.3405	82.68 %
14	Westerveld, Reinier	10107	0	PCC	Min	40	0	8.61	4.6458	40.8524	81.70 %
15	Camijn, Marcel	4318	0	PCC	Min	42	0	9.06	4.6358	40.7645	81.53 %
16	Salomons, Henk	9978	0	PCC	Min	44	0	9.54	4.6122	40.5569	81.11 %
17	Luijs, Richard	10119	0	PCC	Min	44	0	10.19	4.3180	37.9699	75.94 %
18	Van Geest, Jeff	7775	0	PCC	Min	42	0	9.86	4.2596	37.4570	74.91 %
19	Joosten, Kim	9147	0	PCC	Min	42	0	9.88	4.2510	37.3812	74.76 %
20	Goeseije, Peter	5584	0	PCC	Min	46	0	11.04	4.1667	36.6395	73.28 %
21	Van Diest, Laurens	10678	0	PCC	Min	46	0	11.37	4.0457	35.5761	71.15 %
22	Van der Pluim, Niels	12264	0	PCC	Min	42	0	10.47	4.0115	35.2747	70.55 %
23	Van Der Ven, Noop		0	PCC	Min	38	0	9.57	3.9707	34.9166	69.83 %
24	Ottema, W	1807	0	PCC	Min	40	0	10.41	3.8425	33.7886	67.58 %
25	BROCHARD, Pierre	1107	0	PCC	Min	46	0	12.07	3.8111	33.5128	67.03 %
26	Jetzer, Michel	13468	0	PCC	Min	46	0	12.12	3.7954	33.3746	66.75 %
27	Van der Slot, Leo	4060	0	PCC	Min	42	0	11.32	3.7102	32.6260	65.25 %
28	Floris, Patricia	8026	0	PCC	Min	44	0	11.88	3.7037	32.5684	65.14 %
29	Van Dobben, Gert	11507	0	PCC	Min	40	0	10.81	3.7003	32.5383	65.08 %
30	Kisters, Jelle	9344	0	PCC	Min	36	0	9.74	3.6961	32.5016	65.00 %
31	Fromberg, Willem	11618	0	PCC	Min	40	0	10.98	3.6430	32.0345	64.07 %
32	V.d.Griek, Jan	3757	0	PCC	Min	36	0	10.27	3.5054	30.8243	61.65 %
33	Kisters, Rob	466	0	PCC	Min	36	0	10.35	3.4783	30.5860	61.17 %
34	Barentsen, Sasja		0	PCC	Min	41	10	8.92	3.4753	30.5603	61.12 %

35	Rudenko, Oleg	3327	0	PCC	Min	34	0	9.86	3.4483	30.3223	60.64 %
36	Barbu, Cezar	1781	0	PCC	Min	48	0	17.22	2.7875	24.5114	49.02 %
37	Frerejean, Armand	2141	0	PCC	Min	35	10	9.21	2.7144	23.8694	47.74 %
38	De Ruijter, Gert	7473	0	PCC	Min	35	10	9.60	2.6042	22.8997	45.80 %
39	De nooijer, Leo	5604	0	PCC	Min	42	0	18.74	2.2412	19.7079	39.42 %
40	Sinan, Ali	12284	0	PCC	Min	36	0	39.91	0.9020	7.9320	15.86 %

Generated by PractiScore for Android (1.7.19 Lenovo) at 2022-03-26 19:50 +0100

KW PCC & Mini Rifle Oranje Nassau 2 - Stage 5 - 2022-03-25



OPF: Stage 5 Medium Course	
7 IPSC Mini Targets	
Minimum treffers:	14
Procedure:	Na het start signaal, beschiet alle doelen vanuit het schietgebied zodra deze zichtbaar zijn.
Plaats:	25 meter baan

Stage Results - Mini Rifle Open

Place	Name	No.	Class	Div	PF	Points	Pen	Time	Hit Factor	Stage Pts	Stage %
1	Van Oers, Stijn	13503	0	MRO	Min	60	0	12.71	4.7207	70.0000	100.00 %
2	Harreman, Ferry	4863	0	MRO	Min	70	0	16.18	4.3263	64.1522	91.65 %
3	Van Bergen, Philippe	7660	0	MRO	Min	52	20	12.10	2.6446	39.2154	56.02 %

Stage Results - Mini Rifle Standard

Place	Name	No.	Class	Div	PF	Points	Pen	Time	Hit Factor	Stage Pts	Stage %
1	Koek, Johan	6372	0	MRS	Min	56	0	13.36	4.1916	70.0000	100.00 %

Stage Results - PCC

Place	Name	No.	Class	Div	PF	Points	Pen	Time	Hit Factor	Stage Pts	Stage %
1	Holzappel, Christian	103	0	PCC	Min	68	0	11.59	5.8671	70.0000	100.00 %
2	Rooijendijk, Lucien	412	0	PCC	Min	66	0	11.49	5.7441	68.5325	97.90 %
3	Nieuwenhuis, Bertil	5531	0	PCC	Min	62	0	10.90	5.6881	67.8637	96.95 %
4	Camijn, Marcel	4318	0	PCC	Min	70	0	12.42	5.6361	67.2433	96.06 %
5	Constant, John	1101	0	PCC	Min	64	0	11.65	5.4936	65.5430	93.63 %
6	Gessel van, Claud	1717	0	PCC	Min	64	0	11.72	5.4608	65.1516	93.07 %
7	Veldheer, Remco	8492	0	PCC	Min	66	0	12.36	5.3398	63.7086	91.01 %
8	Laar, Van, Marcel	476	0	PCC	Min	64	0	12.06	5.3068	63.3148	90.45 %
9	Van Der Ven, Noop		0	PCC	Min	66	0	12.67	5.2092	62.1498	88.79 %
10	Philippus, Killy	11989	0	PCC	Min	66	0	12.95	5.0965	60.8060	86.87 %
11	Kooltjes, Cees	4842	0	PCC	Min	64	0	12.56	5.0955	60.7943	86.85 %
12	Salomons, Henk	9978	0	PCC	Min	62	0	12.19	5.0861	60.6821	86.69 %
13	Westerveld, Reinier	10107	0	PCC	Min	64	0	12.83	4.9883	59.5149	85.02 %
14	Ottema, W	1807	0	PCC	Min	56	0	11.46	4.8866	58.3010	83.29 %
15	De Ruijter, Gert	7473	0	PCC	Min	62	0	13.14	4.7184	56.2949	80.42 %
16	Schuiten, Sander	2226	0	PCC	Min	66	0	13.99	4.7177	56.2858	80.41 %
17	Van Geest, Jeff	7775	0	PCC	Min	56	0	12.18	4.5977	54.8546	78.36 %
18	V.d.Griek, Jan	3757	0	PCC	Min	56	0	12.23	4.5789	54.6304	78.04 %
19	Steijvers, Michael	6197	0	PCC	Min	64	0	14.30	4.4755	53.3970	76.28 %
20	Dietrich, Bjorn	2046	0	PCC	Min	55	10	10.46	4.3021	51.3279	73.33 %
21	Luijs, Richard	10119	0	PCC	Min	68	0	16.04	4.2394	50.5798	72.26 %
22	Kisters, Jelle	9344	0	PCC	Min	56	0	13.43	4.1698	49.7490	71.07 %
23	Rudenko, Oleg	3327	0	PCC	Min	54	0	13.05	4.1379	49.3692	70.53 %
24	Frerejean, Armand	2141	0	PCC	Min	64	0	15.97	4.0075	47.8132	68.30 %
25	BROCHARD, Pierre	1107	0	PCC	Min	64	0	16.07	3.9826	47.5156	67.88 %
26	Joosten, Kim	9147	0	PCC	Min	56	0	14.19	3.9464	47.0845	67.26 %
27	Van der Pluim, Niels	12264	0	PCC	Min	66	0	16.80	3.9286	46.8713	66.96 %
28	Kisters, Rob	466	0	PCC	Min	54	0	13.76	3.9244	46.8218	66.89 %
29	Goeseije, Peter	5584	0	PCC	Min	64	0	16.52	3.8741	46.2213	66.03 %
30	Floris, Patricia	8026	0	PCC	Min	68	0	17.56	3.8724	46.2016	66.00 %
31	Van Dobben, Gert	11507	0	PCC	Min	62	0	16.10	3.8509	45.9450	65.64 %
32	Jetzer, Michel	13468	0	PCC	Min	70	0	18.72	3.7393	44.6133	63.73 %
33	Fromberg, Willem	11618	0	PCC	Min	62	0	17.83	3.4773	41.4871	59.27 %
34	De nooijer, Leo	5604	0	PCC	Min	66	0	20.04	3.2934	39.2933	56.13 %

35	Van Diest, Laurens	10678	0	PCC	Min	58	0	18.19	3.1886	38.0424	54.35 %
36	Barentsen, Sasja		0	PCC	Min	55	10	14.30	3.1469	37.5447	53.64 %
37	Van der Slot, Leo	4060	0	PCC	Min	57	10	15.51	3.0303	36.1542	51.65 %
38	Van Veldhoven, Martin	9319	0	PCC	Min	56	20	12.50	2.8800	34.3609	49.09 %
39	Barbu, Cezar	1781	0	PCC	Min	66	0	22.95	2.8758	34.3110	49.02 %
40	Sinan, Ali	12284	0	PCC	Min	60	0	27.97	2.1452	25.5936	36.56 %

Generated by PractiScore for Android (1.7.19 Lenovo) at 2022-03-26 19:50 +0100

KW PCC & Mini Rifle Oranje Nassau 2 - Stage 6 - 2022-03-25

Stage Results - Mini Rifle Open

Place	Name	No.	Class	Div	PF	Points	Pen	Time	Hit Factor	Stage Pts	Stage %
1	Van Bergen, Philippe	7660	O	MRO	Min	128	0	27.71	4.6193	150.0000	100.00 %
2	Van Oers, Stijn	13503	O	MRO	Min	126	0	32.03	3.9338	127.7413	85.16 %
3	Harreman, Ferry	4863	O	MRO	Min	146	0	44.68	3.2677	106.1103	70.74 %

Stage Results - Mini Rifle Standard

Place	Name	No.	Class	Div	PF	Points	Pen	Time	Hit Factor	Stage Pts	Stage %
1	Koek, Johan	6372	O	MRS	Min	128	0	43.68	2.9304	150.0000	100.00 %

Stage Results - PCC

Place	Name	No.	Class	Div	PF	Points	Pen	Time	Hit Factor	Stage Pts	Stage %
1	Roosjendijk, Lucien	412	O	PCC	Min	134	0	25.40	5.2756	150.0000	100.00 %
2	Dietrich, Bjorn	2046	O	PCC	Min	138	0	26.25	5.2571	149.4755	99.65 %
3	Holzappel, Christian	103	O	PCC	Min	136	0	25.99	5.2328	148.7828	99.19 %
4	Gessel van, Claud	1717	O	PCC	Min	138	0	26.98	5.1149	145.4311	96.95 %
5	Veldheer, Remco	8492	O	PCC	Min	134	0	26.77	5.0056	142.3235	94.88 %
6	Camijn, Marcel	4318	O	PCC	Min	148	0	30.55	4.8445	137.7434	91.83 %
7	Laar, Van, Marcel	476	O	PCC	Min	146	0	30.98	4.7127	133.9959	89.33 %
8	Ottema, W	1807	O	PCC	Min	134	0	28.62	4.6820	133.1237	88.75 %
9	Nieuwenhuis, Bertil	5531	O	PCC	Min	136	0	29.22	4.6543	132.3363	88.22 %
10	Philippus, Killy	11989	O	PCC	Min	136	0	30.71	4.4285	125.9155	83.94 %
11	Westerveld, Reinier	10107	O	PCC	Min	134	0	31.03	4.3184	122.7844	81.86 %
12	Van Veldhoven, Martin	9319	O	PCC	Min	134	0	32.21	4.1602	118.2862	78.86 %
13	Barentsen, Sasja		O	PCC	Min	130	0	31.80	4.0881	116.2349	77.49 %
14	Schuiten, Sander	2226	O	PCC	Min	142	0	35.03	4.0537	115.2573	76.84 %
15	Salomons, Henk	9978	O	PCC	Min	128	0	31.80	4.0252	114.4466	76.30 %
16	Kooltjes, Cees	4842	O	PCC	Min	122	0	30.55	3.9935	113.5452	75.70 %
17	Frerejean, Armand	2141	O	PCC	Min	132	0	34.38	3.8394	109.1662	72.78 %
18	Van Dobben, Gert	11507	O	PCC	Min	142	0	37.09	3.8285	108.8558	72.57 %
19	Rudenko, Oleg	3327	O	PCC	Min	120	0	31.36	3.8265	108.7991	72.53 %
20	Van Geest, Jeff	7775	O	PCC	Min	118	0	30.93	3.8151	108.4732	72.32 %
21	Kisters, Rob	466	O	PCC	Min	124	0	32.58	3.8060	108.2158	72.14 %
22	Luijs, Richard	10119	O	PCC	Min	146	0	39.61	3.6859	104.8017	69.87 %
23	Kisters, Jelle	9344	O	PCC	Min	114	0	31.40	3.6306	103.2275	68.82 %
24	Goeseije, Peter	5584	O	PCC	Min	142	0	39.56	3.5895	102.0592	68.04 %
25	Steijvers, Michael	6197	O	PCC	Min	122	0	34.16	3.5714	101.5458	67.70 %
26	Van der Pluim, Niels	12264	O	PCC	Min	138	0	39.52	3.4919	99.2847	66.19 %
27	Van der Slot, Leo	4060	O	PCC	Min	114	0	32.80	3.4756	98.8214	65.88 %
28	BROCHARD, Pierre	1107	O	PCC	Min	132	0	39.87	3.3108	94.1343	62.76 %
29	Van Der Ven, Noop		O	PCC	Min	110	0	33.50	3.2836	93.3616	62.24 %
30	Jetzer, Michel	13468	O	PCC	Min	122	0	38.40	3.1771	90.3335	60.22 %
31	Floris, Patricia	8026	O	PCC	Min	134	0	42.59	3.1463	89.4576	59.64 %
32	De nooijer, Leo	5604	O	PCC	Min	134	0	43.28	3.0961	88.0314	58.69 %
33	V.d.Griek, Jan	3757	O	PCC	Min	99	10	30.60	2.9085	82.6968	55.13 %
34	Barbu, Cezar	1781	O	PCC	Min	148	0	52.25	2.8325	80.5370	53.69 %
35	Joosten, Kim	9147	O	PCC	Min	108	20	31.92	2.7569	78.3863	52.26 %
36	Van Diest, Laurens	10678	O	PCC	Min	144	0	55.16	2.6106	74.2264	49.48 %
37	Sinan, Ali	12284	O	PCC	Min	132	0	53.54	2.4654	70.0996	46.73 %
38	Constant, John	1101	O	PCC	Min	116	60	25.73	2.1764	61.8826	41.26 %
39	De Ruijter, Gert	7473	O	PCC	Min	116	60	29.55	1.8951	53.8829	35.92 %
40	Fromberg, Willem	11618	O	PCC	Min	98	120	31.11	0.0000	0.0000	0.00 %