

OPEN -- Overall Stage Results

Klassering Squad 24

Printed juli 4, 2010 at 18:19



Stage 1 -- Triple shooter

	PTS	TIME	HIT FACTOR	STAGE POINTS	STAGE PERCENT	COMPETITOR # Name
1	73	7,32	9,9727	75,0000	100,00	417 Koolwijk, van, Jacky
2	71	7,70	9,2208	69,3453	92,46	479 Drummen, Maurice
3	66	7,75	8,5161	64,0460	85,39	500 Smits, Arno
4	71	8,41	8,4423	63,4910	84,65	438 Faro, Rien
5	73	8,77	8,3238	62,5998	83,47	925 Kisters, Rob
6	69	8,30	8,3133	62,5202	83,36	1291 Meeusen, Patrick
7	68	8,97	7,5808	57,0120	76,02	1708 Hoof, Patrick van
8	65	8,61	7,5494	56,7753	75,70	425 Schmitz, Henny
9	69	9,28	7,4353	55,9179	74,56	449 Rodigas, Eduard
10	70	9,57	7,3145	55,0092	73,35	492 Marshall, Keith
11	67	9,31	7,1966	54,1221	72,16	429 Wit, Jan
12	70	9,93	7,0493	53,0149	70,69	2104 Bukowski, Frans
13	73	10,39	7,0260	52,8393	70,45	1287 Backus, Harry
14	70	10,00	7,0000	52,6438	70,19	564 Sasabone, John
15	65	9,32	6,9742	52,4502	69,93	1297 Oprins, Johan
16	70	10,27	6,8160	51,2598	68,35	1757 Sewalt, Henny
17	69	10,13	6,8115	51,2258	68,30	2522 Van Lent, Dave
18	55	8,13	6,7651	50,8770	67,84	422 Noorbeek, Marcel
19	73	11,26	6,4831	48,7567	65,01	2054 Bruijn, Pim de
20	69	10,68	6,4607	48,5878	64,78	3111 Braeckmans, Igor
21	69	10,88	6,3419	47,6947	63,59	415 Janssen, Ton
22	74	12,06	6,1360	46,1460	61,53	423 Dekker, Pieter
23	55	8,97	6,1315	46,1126	61,48	1353 Austermann, Erwin
24	42	7,25	5,7931	43,5673	58,09	490 Kooij, van der, Kjell
25	66	11,48	5,7491	43,2366	57,65	424 Wijnands, Gerard
26	73	13,63	5,3558	40,2788	53,71	2060 Auer, Christiaan
27	70	13,37	5,2356	39,3746	52,50	463 Hiemstra, Klaas
28	54	10,54	5,1233	38,5303	51,37	598 Beurden, van, Jos
29	39	7,77	5,0193	37,7479	50,33	498 Esch, van, Mari
30	54	11,67	4,6272	34,7994	46,40	541 Mange, Fred
31	67	14,68	4,5640	34,3240	45,77	587 Fontijn, Fred
32	69	15,51	4,4487	33,4570	44,61	2841 Veeneman, Albert
33	42	10,10	4,1584	31,2736	41,70	3101 Dewilde, Mark
34	67	17,23	3,8886	29,2442	38,99	512 Veeneman, Lindy
35	47	13,01	3,6126	27,1688	36,23	451 Tissingh, Klaas
36	39	11,26	3,4636	26,0481	34,73	3104 Griek, v /d, Jan
37	71	20,74	3,4233	25,7454	34,33	525 Lambregts, Johan
38	74	21,97	3,3682	25,3309	33,77	403 Kloor, van der, Jerry
39	67	20,57	3,2572	24,4957	32,66	452 Pattimukaj, Nonna
40	75	29,67	2,5278	19,0105	25,35	3118 Van Gastel-Kiela, Mirjam

STANDARD -- Overall Stage Results

Klassering Squad 24

Printed juli 4, 2010 at 18:19



Stage 1 -- Triple shooter

	PTS	TIME	HIT FACTOR	STAGE POINTS	STAGE PERCENT	COMPETITOR # Name
1	75	9,18	8,1699	75,0000	100,00	441 Noord, van, Ruud
2	69	9,21	7,4919	68,7752	91,70	433 Barentsen, Sasja
3	68	9,12	7,4561	68,4474	91,26	3098 Roovers, Frie
4	67	9,11	7,3546	67,5148	90,02	1995 Franssen, Harm
5	70	10,77	6,4995	59,6657	79,55	399 Roopram, Kris
6	65	10,15	6,4039	58,7882	78,38	1922 Jungschlaeger, Martin
7	63	10,02	6,2874	57,7186	76,96	644 Burgers, Frank
8	70	11,20	6,2500	57,3750	76,50	1520 Linde, van der, Geert
9	65	10,66	6,0976	55,9756	74,63	432 Klaassen, Gerwin
10	63	10,35	6,0870	55,8783	74,50	436 Huurman, Thomas
11	65	11,05	5,8824	54,0000	72,00	2115 Gerwen, van, Joan
12	71	12,93	5,4911	50,4084	67,21	1547 Van Maanen, Ron
13	49	9,14	5,3611	49,2144	65,62	527 Dikkenberg, Van den, Jeroen
14	64	12,00	5,3333	48,9600	65,28	1519 Linde, van der, Richard
15	61	11,71	5,2092	47,8207	63,76	3103 Goeseije, Peter
16	63	12,11	5,2023	47,7572	63,68	418 Beijer, Patrick
17	71	13,80	5,1449	47,2304	62,97	493 Mulders, Rein
18	50	9,90	5,0505	46,3636	61,82	3102 Verhaagtert, Sam
19	71	14,63	4,8530	44,5509	59,40	514 Euverman, Erik
20	53	11,09	4,7791	43,8720	58,50	1038 Ribeiro Marques, Paulo
21	59	12,64	4,6677	42,8497	57,13	435 Wigchert, Frank
22	50	10,97	4,5579	41,8414	55,79	3100 Van Driel, Peter
23	56	12,55	4,4622	40,9626	54,62	413 Verbeet, Pietje
24	63	14,18	4,4429	40,7856	54,38	2663 Hoovenstat, Marcel
25	61	14,43	4,2273	38,8067	51,74	1643 Bothmer, Dolf
26	48	11,97	4,0100	36,8120	49,08	749 Folmer, Hans
27	57	14,61	3,9014	35,8152	47,75	439 Vermeulen, Hanneke
28	65	16,69	3,8945	35,7519	47,67	2118 Dos Santos, Antonio
29	53	13,96	3,7966	34,8524	46,47	3106 Put, van, Marc
30	59	15,82	3,7295	34,2364	45,65	3119 Snoeren, Peter
31	57	15,88	3,5894	32,9509	43,93	1367 Houthuyzen, Servaas
32	44	12,41	3,5455	32,5479	43,40	3112 Balliere, Guy
33	53	14,96	3,5428	32,5227	43,36	3121 Braspenning, Yves
34	42	12,04	3,4884	32,0233	42,70	3113 Schoenmaker, Jeffry
35	71	20,39	3,4821	31,9657	42,62	3117 Kiela, Yvo
36	59	18,71	3,1534	28,9482	38,60	428 Hilverink, Carolina
37	25	8,31	3,0084	27,6173	36,82	3099 Hendrikx, Marc
38	65	21,76	2,9871	27,4219	36,56	530 Guzel, Alican
39	46	15,86	2,9004	26,6255	35,50	2682 Houthuyzen, Bart
40	67	24,35	2,7515	25,2591	33,68	1766 Acquooij van, Fred
41	40	15,04	2,6596	24,4149	32,55	718 Mertens, John
42	57	22,91	2,4880	22,8398	30,45	2058 Nieuwenhuizen, Guus
43	36	15,42	2,3346	21,4319	28,58	2056 Prins, Peter
44	71	32,65	2,1746	19,9626	26,62	2047 Rhoen, Roger
45	46	21,94	2,0966	19,2470	25,66	1719 Van der Schans, Stella
46	26	13,14	1,9787	18,1644	24,22	3026 Marchelinus, Peter

STANDARD -- Overall Stage Results

Klassering Squad 24

Printed juli 4, 2010 at 18:19



Stage 1 -- Triple shooter

	PTS	TIME	HIT FACTOR	STAGE POINTS	STAGE PERCENT	COMPETITOR # Name
47	41	23,58	1,7388	15,9618	21,28	427 Heinze, Rein
48	34	22,11	1,5378	14,1167	18,82	3109 Dun, van, Bas
49	29	28,02	1,0350	9,5011	12,67	3114 Schoenmaker, Henk
50	7	14,88	0,4704	4,3185	5,76	458 Bult, Gerwin
51	3	8,33	0,3601	3,3061	4,41	1642 Quinten, Marcel
52	4	17,81	0,2246	2,0618	2,75	3105 Corrynen, Marc
53	0	16,09	0,0000	0,0000	0,00	3115 Wever, Henk

PRODUCTION -- Overall Stage Results

Klassering Squad 24

Printed juli 4, 2010 at 18:19




Stage 1 -- Triple shooter

	PTS	TIME	HIT FACTOR	STAGE POINTS	STAGE PERCENT	COMPETITOR # Name
1	71	8,89	7,9865	75,0000	100,00	472 Roorda, Richard
2	69	11,20	6,1607	57,8543	77,14	457 Uiter, van, John
3	67	10,94	6,1243	57,5125	76,68	419 Verhulst, Hans
4	71	12,05	5,8921	55,3319	73,78	2523 Van Dijk, Peter
5	71	12,15	5,8436	54,8765	73,17	483 Peters, Jos
6	59	10,10	5,8416	54,8574	73,14	414 Schouwink, Peter
7	65	11,26	5,7726	54,2100	72,28	502 Vriens, Rob
8	44	7,74	5,6848	53,3847	71,18	2046 Dietrich, Bjorn
9	63	11,55	5,4545	51,2228	68,30	2053 Rooij, Donald de
10	65	12,03	5,4032	50,7402	67,65	522 Manen, Van, Jomar
11	67	12,73	5,2632	49,4255	65,90	3108 Verbeeck, Randy
12	46	9,01	5,1054	47,9444	63,93	595 Van de water, Mischa
13	63	12,34	5,1053	47,9435	63,92	1002 Alberga, Lorenzo
14	63	12,73	4,9489	46,4747	61,97	448 Arnold, Chrit
15	73	15,56	4,6915	44,0573	58,74	486 Dijkman, Hans
16	65	13,89	4,6796	43,9456	58,59	501 Baas, de, Marcel
17	59	12,98	4,5455	42,6857	56,91	3107 Codenie, Thierry
18	65	14,70	4,4218	41,5241	55,37	2672 Loonstra, Tim
19	65	15,99	4,0650	38,1742	50,90	653 Brunschot, Van, Erik
20	67	16,52	4,0557	38,0864	50,78	3110 Deramaut, Erwin
21	63	16,14	3,9033	36,6557	48,87	1736 Schaedler, Leander
22	59	15,33	3,8487	36,1422	48,19	416 Rijkhoek, Arie
23	52	14,83	3,5064	32,9281	43,90	2486 De Waard, Pim
24	40	13,77	2,9049	27,2791	36,37	553 Greven, Sjaak
25	38	13,95	2,7240	25,5808	34,11	442 Arnold, Marnix
26	29	15,44	1,8782	17,6382	23,52	1807 Ottema, Wilbert
27	0	16,73	0,0000	0,0000	0,00	3097 Trip, Rob

REVOLVER (STANDARD) -- Overall Stage Results

Klassering Squad 24

Printed juli 4, 2010 at 18:19



Stage 1 -- Triple shooter

	PTS	TIME	HIT FACTOR	STAGE POINTS	STAGE PERCENT	COMPETITOR # Name
1	69	19,10	3,6126	75,0000	100,00	3120 Guichelaar, Kees

OPEN -- Overall Stage Results

Klassering Squad 24

Printed juli 4, 2010 at 18:19



Stage 2 -- 5 Shots only

	PTS	TIME	HIT FACTOR	STAGE POINTS	STAGE PERCENT	COMPETITOR # Name
1	37	3,17	11,6719	40,0000	100,00	417 Koolwijk, van, Jacky
2	39	3,40	11,4706	39,3100	98,28	479 Drummen, Maurice
3	39	3,63	10,7438	36,8193	92,05	1353 Austermann, Erwin
4	39	3,63	10,7438	36,8193	92,05	422 Noorbeek, Marcel
5	39	3,67	10,6267	36,4180	91,04	500 Smits, Arno
6	39	3,71	10,5121	36,0253	90,06	438 Faro, Rien
7	38	3,67	10,3542	35,4842	88,71	1291 Meeusen, Patrick
8	40	4,26	9,3897	32,1787	80,45	490 Kooij, van der, Kjell
9	35	3,77	9,2838	31,8159	79,54	425 Schmitz, Henny
10	39	4,27	9,1335	31,3007	78,25	429 Wit, Jan
11	38	4,38	8,6758	29,7322	74,33	525 Lambregts, Johan
12	37	4,27	8,6651	29,6956	74,24	3111 Braeckmans, Igor
13	38	4,45	8,5393	29,2645	73,16	415 Janssen, Ton
14	39	4,57	8,5339	29,2460	73,11	925 Kisters, Rob
15	39	4,57	8,5339	29,2460	73,11	1708 Hoof, Patrick van
16	37	4,34	8,5253	29,2166	73,04	1757 Sewalt, Henny
17	37	4,46	8,2960	28,4305	71,08	449 Rodigas, Eduard
18	39	4,89	7,9755	27,3321	68,33	492 Marshall, Keith
19	40	5,05	7,9208	27,1448	67,86	423 Dekker, Pieter
20	39	5,02	7,7689	26,6243	66,56	2054 Bruijn, Pim de
21	38	5,33	7,1295	24,4328	61,08	424 Wijnands, Gerard
22	37	5,27	7,0209	24,0607	60,15	564 Sasabone, John
23	25	3,69	6,7751	23,2183	58,05	2522 Van Lent, Dave
24	38	5,68	6,6901	22,9273	57,32	1287 Backus, Harry
25	36	5,44	6,6176	22,6789	56,70	1297 Oprins, Johan
26	39	5,97	6,5327	22,3876	55,97	598 Beurden, van, Jos
27	39	6,11	6,3830	21,8746	54,69	451 Tissingh, Klaas
28	28	4,61	6,0738	20,8149	52,04	3104 Griek, v /d, Jan
29	37	6,66	5,5556	19,0390	47,60	498 Esch, van, Mari
30	36	6,50	5,5385	18,9805	47,45	512 Veeneman, Lindy
31	40	7,29	5,4870	18,8040	47,01	587 Fontijn, Fred
32	39	7,41	5,2632	18,0370	45,09	463 Hiemstra, Klaas
33	38	7,67	4,9544	16,9788	42,45	541 Mange, Fred
34	34	6,97	4,8780	16,7172	41,79	2104 Bukowski, Frans
35	36	8,08	4,4554	15,2689	38,17	452 Pattimukajj, Nonna
36	34	7,76	4,3814	15,0153	37,54	3101 Dewilde, Mark
37	40	10,47	3,8204	13,0927	32,73	2841 Veeneman, Albert
38	36	10,85	3,3180	11,3708	28,43	2060 Auer, Christiaan
39	40	12,85	3,1128	10,6678	26,67	3118 Van Gastel-Kiela, Mirjam
40	0	1,74	0,0000	0,0000	0,00	403 Kloor, van der, Jerry

STANDARD -- Overall Stage Results

Klassering Squad 24

Printed juli 4, 2010 at 18:19



Stage 2 -- 5 Shots only

	PTS	TIME	HIT FACTOR	STAGE POINTS	STAGE PERCENT	COMPETITOR # Name
1	40	4,06	9,8522	40,0000	100,00	441 Noord, van, Ruud
2	39	4,25	9,1765	37,2565	93,14	527 Dikkenberg, Van den, Jeroen
3	38	4,29	8,8578	35,9627	89,91	3098 Roovers, Frie
4	38	4,41	8,6168	34,9841	87,46	433 Barentsen, Sasja
5	36	4,58	7,8603	31,9127	79,78	399 Roopram, Kris
6	40	5,65	7,0796	28,7434	71,86	3099 Hendrixx, Marc
7	39	5,60	6,9643	28,2750	70,69	1642 Quinten, Marcel
8	36	5,18	6,9498	28,2162	70,54	1038 Ribeiro Marques, Paulo
9	39	5,99	6,5109	26,4341	66,09	435 Wigchert, Frank
10	34	5,26	6,4639	26,2433	65,61	3026 Marchelinus, Peter
11	36	5,99	6,0100	24,4007	61,00	1995 Franssen, Harm
12	39	6,59	5,9181	24,0273	60,07	1519 Linde, van der, Richard
13	36	6,14	5,8632	23,8046	59,51	432 Klaassen, Gerwin
14	36	6,18	5,8252	23,6505	59,13	1922 Jungschlaeger, Martin
15	39	6,71	5,8122	23,5976	58,99	1547 Van Maanen, Ron
16	32	5,67	5,6437	22,9136	57,28	3109 Dun, van, Bas
17	38	6,80	5,5882	22,6882	56,72	458 Bult, Gerwin
18	38	6,83	5,5637	22,5886	56,47	1520 Linde, van der, Geert
19	40	7,23	5,5325	22,4620	56,15	3106 Put, van, Marc
20	36	6,52	5,5215	22,4172	56,04	749 Folmer, Hans
21	32	5,82	5,4983	22,3230	55,81	3117 Kiela, Yvo
22	34	6,53	5,2067	21,1394	52,85	3102 Verhaagtert, Sam
23	40	7,83	5,1086	20,7407	51,85	439 Vermeulen, Hanneke
24	38	7,49	5,0734	20,5981	51,50	3119 Snoeren, Peter
25	40	7,99	5,0063	20,3254	50,81	2682 Houthuyzen, Bart
26	23	4,67	4,9251	19,9957	49,99	3112 Balliere, Guy
27	36	7,31	4,9248	19,9945	49,99	2056 Prins, Peter
28	39	7,99	4,8811	19,8173	49,54	493 Mulders, Rein
29	36	7,50	4,8000	19,4880	48,72	2047 Rhoen, Roger
30	40	8,34	4,7962	19,4724	48,68	3113 Schoenmaker, Jeffry
31	40	8,43	4,7450	19,2645	48,16	1643 Bothmer, Dolf
32	36	7,69	4,6814	19,0065	47,52	644 Burgers, Frank
33	30	6,99	4,2918	17,4249	43,56	514 Euverman, Erik
34	36	8,74	4,1190	16,7231	41,81	2115 Gerwen, van, Joan
35	40	9,88	4,0486	16,4372	41,09	3100 Van Driel, Peter
36	38	9,97	3,8114	15,4744	38,69	1766 Acquooij van, Fred
37	36	9,51	3,7855	15,3691	38,42	428 Hilverink, Carolina
38	38	10,32	3,6822	14,9496	37,37	3121 Braspenning, Yves
39	40	11,00	3,6364	14,7636	36,91	1367 Houthuyzen, Servaas
40	36	10,12	3,5573	14,4427	36,11	2058 Nieuwenhuizen, Guus
41	23	6,67	3,4483	14,0000	35,00	2663 Hoovenstat, Marcel
42	38	11,07	3,4327	13,9368	34,84	427 Heinze, Rein
43	19	6,02	3,1561	12,8140	32,03	436 Huurman, Thomas
44	40	12,87	3,1080	12,6185	31,55	2118 Dos Santos, Antonio
45	28	9,21	3,0402	12,3431	30,86	413 Verbeet, Pietje
46	40	13,57	2,9477	11,9676	29,92	418 Beijer, Patrick

STANDARD -- Overall Stage Results

Klassering Squad 24

Printed juli 4, 2010 at 18:19



Stage 2 -- 5 Shots only

	PTS	TIME	HIT FACTOR	STAGE POINTS	STAGE PERCENT	COMPETITOR # Name
47	36	12,69	2,8369	11,5177	28,79	3114 Schoenmaker, Henk
48	34	12,51	2,7178	11,0344	27,59	3103 Goeseije, Peter
49	23	8,52	2,6995	10,9601	27,40	530 Guzel, Alican
50	36	13,89	2,5918	10,5227	26,31	718 Mertens, John
51	23	9,42	2,4416	9,9130	24,78	3105 Corrynen, Marc
52	11	11,62	0,9466	3,8434	9,61	1719 Van der Schans, Stella
53	0	10,35	0,0000	0,0000	0,00	3115 Wever, Henk

PRODUCTION -- Overall Stage Results

Klassering Squad 24

Printed juli 4, 2010 at 18:19




Stage 2 -- 5 Shots only

	PTS	TIME	HIT FACTOR	STAGE POINTS	STAGE PERCENT	COMPETITOR # Name
1	38	4,47	8,5011	40,0000	100,00	2046 Dietrich, Bjorn
2	36	4,47	8,0537	37,8947	94,74	472 Roorda, Richard
3	38	5,24	7,2519	34,1221	85,31	419 Verhulst, Hans
4	38	5,45	6,9725	32,8073	82,02	483 Peters, Jos
5	38	5,52	6,8841	32,3913	80,98	442 Arnold, Marnix
6	40	5,89	6,7912	31,9542	79,89	653 Brunschot, Van, Erik
7	38	5,71	6,6550	31,3135	78,28	2053 Rooij, Donald de
8	34	5,41	6,2847	29,5710	73,93	553 Greven, Sjaak
9	40	6,37	6,2794	29,5464	73,87	457 Uitert, van, John
10	40	6,54	6,1162	28,7784	71,95	486 Dijkman, Hans
11	38	6,39	5,9468	27,9812	69,95	1002 Alberga, Lorenzo
12	32	5,59	5,7245	26,9353	67,34	595 Van de water, Mischa
13	36	6,47	5,5641	26,1808	65,45	414 Schouwink, Peter
14	36	6,47	5,5641	26,1808	65,45	2486 De Waard, Pim
15	32	5,98	5,3512	25,1787	62,95	3110 Deramaut, Erwin
16	36	6,79	5,3019	24,9469	62,37	1807 Ottema, Wilbert
17	38	7,29	5,2126	24,5267	61,32	1736 Schaedler, Leander
18	34	6,63	5,1282	24,1296	60,32	501 Baas, de, Marcel
19	40	7,84	5,1020	24,0064	60,02	502 Vriens, Rob
20	38	7,52	5,0532	23,7766	59,44	3107 Codenie, Thierry
21	34	7,12	4,7753	22,4690	56,17	2523 Van Dijk, Peter
22	40	8,57	4,6674	21,9616	54,90	448 Arnold, Chrit
23	40	10,14	3,9448	18,5612	46,40	416 Rijkhoek, Arie
24	30	8,08	3,7129	17,4700	43,68	522 Manen, Van, Jomar
25	24	7,21	3,3287	15,6625	39,16	3108 Verbeeck, Randy
26	15	5,11	2,9354	13,8119	34,53	2672 Loonstra, Tim
27	13	10,42	1,2476	5,8703	14,68	3097 Trip, Rob

REVOLVER (STANDARD) -- Overall Stage Results

Klassering Squad 24

Printed juli 4, 2010 at 18:19



Stage 2 -- 5 Shots only

	PTS	TIME	HIT FACTOR	STAGE POINTS	STAGE PERCENT	COMPETITOR # Name
1	39	10,43	3,7392	40,000	100,00	3120 Guichelaar, Kees

OPEN -- Overall Stage Results

Klassering Squad 24

Printed juli 4, 2010 at 18:19



Stage 3 -- Donker in de Bada Bing

	PTS	TIME	HIT FACTOR	STAGE POINTS	STAGE PERCENT	COMPETITOR # Name
1	72	15,88	4,5340	80,0000	100,00	492 Marshall, Keith
2	57	13,20	4,3182	76,1919	95,24	438 Faro, Rien
3	70	16,70	4,1916	73,9587	92,45	564 Sasabone, John
4	71	17,70	4,0113	70,7771	88,47	422 Noorbeek, Marcel
5	73	18,26	3,9978	70,5391	88,17	525 Lambregts, Johan
6	75	19,79	3,7898	66,8688	83,59	479 Drummen, Maurice
7	65	17,28	3,7616	66,3709	82,96	490 Kooij, van der, Kjell
8	63	16,94	3,7190	65,6198	82,02	3104 Griek, v /d, Jan
9	70	18,95	3,6939	65,1774	81,47	415 Janssen, Ton
10	76	21,14	3,5951	63,4332	79,29	1708 Hoof, Patrick van
11	70	20,18	3,4688	61,2047	76,51	449 Rodigas, Eduard
12	72	20,93	3,4400	60,6976	75,87	1287 Backus, Harry
13	56	16,77	3,3393	58,9200	73,65	925 Kisters, Rob
14	58	18,12	3,2009	56,4778	70,60	425 Schmitz, Henny
15	75	24,05	3,1185	55,0243	68,78	500 Smits, Arno
16	52	17,50	2,9714	52,4292	65,54	2522 Van Lent, Dave
17	58	19,83	2,9249	51,6076	64,51	3101 Dewilde, Mark
18	77	26,94	2,8582	50,4314	63,04	423 Dekker, Pieter
19	74	27,01	2,7397	48,3409	60,43	1353 Austermann, Erwin
20	70	25,81	2,7121	47,8540	59,82	1757 Sewalt, Henny
21	66	24,61	2,6818	47,3195	59,15	3111 Braeckmans, Igor
22	68	26,91	2,5269	44,5865	55,73	587 Fontijn, Fred
23	42	16,69	2,5165	44,4018	55,50	1291 Meeusen, Patrick
24	69	32,44	2,1270	37,5298	46,91	429 Wit, Jan
25	41	19,48	2,1047	37,1367	46,42	598 Beurden, van, Jos
26	75	36,06	2,0799	36,6981	45,87	451 Tissingh, Klaas
27	44	21,98	2,0018	35,3210	44,15	512 Veeneman, Lindy
28	72	36,14	1,9923	35,1522	43,94	403 Kloor, van der, Jerry
29	45	24,83	1,8123	31,9774	39,97	1297 Oprins, Johan
30	39	21,60	1,8056	31,8580	39,82	424 Wijnands, Gerard
31	44	24,42	1,8018	31,7918	39,74	2104 Bukowski, Frans
32	64	38,73	1,6525	29,1568	36,45	2060 Auer, Christiaan
33	38	25,58	1,4855	26,2115	32,76	2054 Bruijn, Pim de
34	64	53,10	1,2053	21,2664	26,58	452 Pattimukaj, Nonna
35	60	62,80	0,9554	16,8577	21,07	2841 Veeneman, Albert
36	36	51,19	0,7033	12,4087	15,51	3118 Van Gastel-Kiela, Mirjam
37	12	45,76	0,2622	4,6270	5,78	541 Mange, Fred
38	1	29,26	0,0342	0,6030	0,75	463 Hiemstra, Klaas
39	0	16,98	0,0000	0,0000	0,00	417 Koolwijk, van, Jacky
40	0	22,31	0,0000	0,0000	0,00	498 Esch, van, Mari

STANDARD -- Overall Stage Results

Klassering Squad 24

Printed juli 4, 2010 at 18:19



Stage 3 -- Donker in de Bada Bing

	PTS	TIME	HIT FACTOR	STAGE POINTS	STAGE PERCENT	COMPETITOR # Name
1	66	20,12	3,2803	80,0000	100,00	1995 Franssen, Harm
2	72	22,02	3,2698	79,7424	99,68	433 Barentsen, Sasja
3	54	16,56	3,2609	79,5257	99,41	527 Dikkenberg, Van den, Jeroen
4	68	21,35	3,1850	77,6757	97,09	3098 Roovers, Frie
5	68	21,78	3,1221	76,1421	95,18	1922 Jungschlaeger, Martin
6	73	23,97	3,0455	74,2726	92,84	3106 Put, van, Marc
7	76	25,78	2,9480	71,8960	89,87	441 Noord, van, Ruud
8	60	22,01	2,7260	66,4822	83,10	3109 Dun, van, Bas
9	73	27,48	2,6565	64,7859	80,98	493 Mulders, Rein
10	49	19,04	2,5735	62,7629	78,45	644 Burgers, Frank
11	54	21,26	2,5400	61,9448	77,43	427 Heinze, Rein
12	62	24,77	2,5030	61,0435	76,30	418 Beijer, Patrick
13	70	28,74	2,4356	59,3998	74,25	2047 Rhoen, Roger
14	57	23,62	2,4132	58,8531	73,57	749 Folmer, Hans
15	70	30,16	2,3210	56,6032	70,75	435 Wigchert, Frank
16	49	21,41	2,2887	55,8153	69,77	1038 Ribeiro Marques, Paulo
17	62	29,50	2,1017	51,2559	64,07	1519 Linde, van der, Richard
18	68	33,10	2,0544	50,1020	62,63	3119 Snoeren, Peter
19	48	23,64	2,0305	49,5185	61,90	3102 Verhaagtert, Sam
20	62	31,28	1,9821	48,3391	60,42	3121 Braspenning, Yves
21	60	31,93	1,8791	45,8275	57,28	2118 Dos Santos, Antonio
22	62	33,27	1,8635	45,4478	56,81	2115 Gerwen, van, Joan
23	40	22,76	1,7575	42,8610	53,58	436 Huurman, Thomas
24	70	42,46	1,6486	40,2061	50,26	3113 Schoenmaker, Jeffry
25	43	28,97	1,4843	36,1988	45,25	3115 Wever, Henk
26	34	24,49	1,3883	33,8582	42,32	514 Euverman, Erik
27	36	25,97	1,3862	33,8068	42,26	3103 Goeseije, Peter
28	62	45,93	1,3499	32,9207	41,15	1643 Bothmer, Dolf
29	58	43,21	1,3423	32,7354	40,92	2663 Hoovenstat, Marcel
30	33	29,02	1,1371	27,7326	34,67	3026 Marchelinus, Peter
31	52	47,81	1,0876	26,5252	33,16	428 Hilverink, Carolina
32	54	51,88	1,0409	25,3845	31,73	3105 Corrynen, Marc
33	30	29,31	1,0235	24,9620	31,20	1547 Van Maanen, Ron
34	37	36,63	1,0101	24,6342	30,79	2056 Prins, Peter
35	21	22,25	0,9438	23,0178	28,77	3099 Hendrixx, Marc
36	72	77,06	0,9343	22,7865	28,48	1719 Van der Schans, Stella
37	28	34,53	0,8109	19,7759	24,72	432 Klaassen, Gerwin
38	26	34,93	0,7443	18,1530	22,69	3117 Kiela, Yvo
39	17	27,24	0,6241	15,2200	19,03	399 Roopram, Kris
40	29	48,94	0,5926	14,4513	18,06	1766 Acquooij van, Fred
41	24	41,21	0,5824	14,2031	17,75	3112 Balliere, Guy
42	14	27,50	0,5091	12,4156	15,52	3100 Van Driel, Peter
43	24	52,47	0,4574	11,1551	13,94	1367 Houthuyzen, Servaas
44	13	33,34	0,3899	9,5094	11,89	718 Mertens, John
45	7	39,42	0,1776	4,3307	5,41	1520 Linde, van der, Geert
46	0	39,53	0,0000	0,0000	0,00	3114 Schoenmaker, Henk

STANDARD -- Overall Stage Results

Klassering Squad 24

Printed juli 4, 2010 at 18:19



Stage 3 -- Donker in de Bada Bing

	PTS	TIME	HIT FACTOR	STAGE POINTS	STAGE PERCENT	COMPETITOR # Name
47	0	39,98	0,0000	0,0000	0,00	439 Vermeulen, Hanneke
48	0	48,41	0,0000	0,0000	0,00	530 Guzel, Alican
49	0	37,38	0,0000	0,0000	0,00	413 Verbeet, Pietje
50	0	42,65	0,0000	0,0000	0,00	2058 Nieuwenhuizen, Guus
51	0	34,06	0,0000	0,0000	0,00	1642 Quinten, Marcel
52	0	26,26	0,0000	0,0000	0,00	458 Bult, Gerwin
53	0	31,04	0,0000	0,0000	0,00	2682 Houthuyzen, Bart

PRODUCTION -- Overall Stage Results

Klassering Squad 24

Printed juli 4, 2010 at 18:19




Stage 3 -- Donker in de Bada Bing

	PTS	TIME	HIT FACTOR	STAGE POINTS	STAGE PERCENT	COMPETITOR # Name
1	60	16,76	3,5800	80,0000	100,00	414 Schouwink, Peter
2	66	19,88	3,3199	74,1891	92,74	472 Roorda, Richard
3	70	24,88	2,8135	62,8725	78,59	457 Uitert, van, John
4	66	24,15	2,7329	61,0716	76,34	522 Manen, Van, Jomar
5	74	27,81	2,6609	59,4625	74,33	416 Rijkhoek, Arie
6	56	21,24	2,6365	58,9178	73,65	595 Van de water, Mischa
7	74	29,78	2,4849	55,5290	69,41	2523 Van Dijk, Peter
8	68	32,22	2,1105	47,1624	58,95	2053 Rooij, Donald de
9	70	35,58	1,9674	43,9648	54,96	419 Verhulst, Hans
10	64	33,46	1,9127	42,7432	53,43	442 Arnold, Marnix
11	49	26,81	1,8277	40,8425	51,05	3108 Verbeeck, Randy
12	41	22,46	1,8255	40,7931	50,99	2046 Dietrich, Bjorn
13	70	39,09	1,7907	40,0171	50,02	1736 Schaedler, Leander
14	55	31,36	1,7538	39,1922	48,99	501 Baas, de, Marcel
15	49	28,69	1,7079	38,1661	47,71	486 Dijkman, Hans
16	46	31,86	1,4438	32,2645	40,33	3110 Deramaut, Erwin
17	49	34,66	1,4137	31,5922	39,49	448 Arnold, Chrit
18	62	44,47	1,3942	31,1557	38,94	1002 Alberga, Lorenzo
19	34	24,41	1,3929	31,1260	38,91	502 Vriens, Rob
20	32	26,44	1,2103	27,0459	33,81	483 Peters, Jos
21	74	62,54	1,1832	26,4415	33,05	3097 Trip, Rob
22	37	33,39	1,1081	24,7627	30,95	1807 Ottema, Wilbert
23	39	35,43	1,1008	24,5984	30,75	2486 De Waard, Pim
24	12	27,38	0,4383	9,7940	12,24	653 Brunschot, Van, Erik
25	7	21,54	0,3250	7,2621	9,08	2672 Loonstra, Tim
26	0	26,89	0,0000	0,0000	0,00	3107 Codenie, Thierry
27	0	26,67	0,0000	0,0000	0,00	553 Greven, Sjaak

REVOLVER (STANDARD) -- Overall Stage Results

Klassering Squad 24

Printed juli 4, 2010 at 18:19



Stage 3 -- Donker in de Bada Bing

	PTS	TIME	HIT FACTOR	STAGE POINTS	STAGE PERCENT	COMPETITOR # Name
1	57	43,74	1,3032	80,0000	100,00	3120 Guichelaar, Kees

OPEN -- Overall Stage Results

Klassering Squad 24

Printed juli 4, 2010 at 18:19



Stage 4 -- Sneller

	PTS	TIME	HIT FACTOR	STAGE POINTS	STAGE PERCENT	COMPETITOR # Name
1	50	5,22	9,5785	50,0000	100,00	1291 Meeusen, Patrick
2	45	4,79	9,3946	49,0397	98,08	417 Koolwijk, van, Jacky
3	49	5,22	9,3870	49,0000	98,00	438 Faro, Rien
4	47	5,11	9,1977	48,0117	96,02	1708 Hoof, Patrick van
5	49	5,80	8,4483	44,1000	88,20	479 Drummen, Maurice
6	49	6,19	7,9160	41,3215	82,64	525 Lambregts, Johan
7	44	5,87	7,4957	39,1278	78,26	500 Smits, Arno
8	40	5,48	7,2993	38,1022	76,20	425 Schmitz, Henny
9	48	6,69	7,1749	37,4529	74,91	498 Esch, van, Mari
10	46	6,48	7,0988	37,0556	74,11	925 Kisters, Rob
11	46	6,50	7,0769	36,9415	73,88	564 Sasabone, John
12	48	7,06	6,7989	35,4901	70,98	490 Kooij, van der, Kjell
13	48	7,34	6,5395	34,1362	68,27	492 Marshall, Keith
14	37	5,72	6,4685	33,7657	67,53	449 Rodigas, Eduard
15	47	7,49	6,2750	32,7557	65,51	423 Dekker, Pieter
16	40	6,40	6,2500	32,6250	65,25	1297 Oprins, Johan
17	44	7,06	6,2323	32,5326	65,07	2104 Bukowski, Frans
18	48	7,74	6,2016	32,3721	64,74	1353 Austermann, Erwin
19	46	7,53	6,1089	31,8884	63,78	2522 Van Lent, Dave
20	50	8,20	6,0976	31,8293	63,66	1757 Sewalt, Henny
21	46	7,72	5,9585	31,1036	62,21	512 Veeneman, Lindy
22	46	8,16	5,6373	29,4265	58,85	424 Wijnands, Gerard
23	46	8,34	5,5156	28,7914	57,58	415 Janssen, Ton
24	42	7,64	5,4974	28,6963	57,39	429 Wit, Jan
25	45	8,25	5,4545	28,4727	56,95	3104 Griek, v /d, Jan
26	44	8,10	5,4321	28,3556	56,71	403 Kloor, van der, Jerry
27	45	8,34	5,3957	28,1655	56,33	451 Tissingh, Klaas
28	38	7,25	5,2414	27,3600	54,72	463 Hiemstra, Klaas
29	47	9,19	5,1143	26,6964	53,39	2054 Bruijn, Pim de
30	40	8,11	4,9322	25,7460	51,49	3101 Dewilde, Mark
31	46	9,33	4,9303	25,7363	51,47	541 Mange, Fred
32	46	9,42	4,8832	25,4904	50,98	1287 Backus, Harry
33	45	9,40	4,7872	24,9894	49,98	598 Beurden, van, Jos
34	25	7,05	3,5461	18,5106	37,02	422 Noorbeek, Marcel
35	30	9,67	3,1024	16,1944	32,39	3111 Braeckmans, Igor
36	38	12,29	3,0919	16,1400	32,28	587 Fontijn, Fred
37	44	15,80	2,7848	14,5367	29,07	2060 Auer, Christiaan
38	50	19,24	2,5988	13,5655	27,13	3118 Van Gastel-Kiela, Mirjam
39	42	17,25	2,4348	12,7096	25,42	2841 Veeneman, Albert
40	34	16,44	2,0681	10,7956	21,59	452 Pattimukajj, Nonna

STANDARD -- Overall Stage Results

Klassering Squad 24

Printed juli 4, 2010 at 18:19



Stage 4 -- Sneller

	PTS	TIME	HIT FACTOR	STAGE POINTS	STAGE PERCENT	COMPETITOR # Name
1	48	5,08	9,4488	50,0000	100,00	441 Noord, van, Ruud
2	47	5,35	8,7850	46,4875	92,98	433 Barentsen, Sasja
3	48	6,03	7,9602	42,1227	84,25	3102 Verhaagtert, Sam
4	48	6,22	7,7170	40,8360	81,67	3098 Roovers, Frie
5	42	5,52	7,6087	40,2627	80,53	399 Roopram, Kris
6	47	6,21	7,5684	40,0497	80,10	1520 Linde, van der, Geert
7	48	6,37	7,5353	39,8744	79,75	3113 Schoenmaker, Jeffry
8	48	6,91	6,9465	36,7583	73,52	3106 Put, van, Marc
9	48	7,18	6,6852	35,3760	70,75	1038 Ribeiro Marques, Paulo
10	48	7,21	6,6574	35,2288	70,46	1519 Linde, van der, Richard
11	40	6,08	6,5789	34,8136	69,63	1995 Franssen, Harm
12	44	6,70	6,5672	34,7512	69,50	1922 Jungschlaeger, Martin
13	50	7,78	6,4267	34,0081	68,02	527 Dikkenberg, Van den, Jeroen
14	42	6,57	6,3927	33,8280	67,66	493 Mulders, Rein
15	50	7,84	6,3776	33,7479	67,50	749 Folmer, Hans
16	44	6,96	6,3218	33,4531	66,91	3112 Balliere, Guy
17	46	7,42	6,1995	32,8055	65,61	2115 Gerwen, van, Joan
18	42	6,90	6,0870	32,2101	64,42	644 Burgers, Frank
19	41	6,74	6,0831	32,1897	64,38	435 Wigchert, Frank
20	36	5,97	6,0302	31,9095	63,82	1642 Quinten, Marcel
21	44	7,31	6,0192	31,8513	63,70	413 Verbeet, Pietje
22	42	7,02	5,9829	31,6595	63,32	3099 Hendrixx, Marc
23	50	8,57	5,8343	30,8732	61,75	427 Heinze, Rein
24	38	6,55	5,8015	30,6997	61,40	3109 Dun, van, Bas
25	50	9,21	5,4289	28,7278	57,46	3121 Braspenning, Yves
26	50	9,33	5,3591	28,3583	56,72	2118 Dos Santos, Antonio
27	44	8,36	5,2632	27,8509	55,70	1643 Bothmer, Dolf
28	28	5,66	4,9470	26,1779	52,36	436 Huurman, Thomas
29	42	8,60	4,8837	25,8430	51,69	2047 Rhoen, Roger
30	45	9,31	4,8335	25,5773	51,15	3119 Snoeren, Peter
31	48	9,94	4,8290	25,5533	51,11	514 Euverman, Erik
32	31	6,51	4,7619	25,1984	50,40	418 Beijer, Patrick
33	46	10,08	4,5635	24,1485	48,30	3114 Schoenmaker, Henk
34	50	11,20	4,4643	23,6235	47,25	3117 Kiela, Yvo
35	32	7,17	4,4630	23,6169	47,23	458 Bult, Gerwin
36	49	11,34	4,3210	22,8652	45,73	1547 Van Maanen, Ron
37	36	8,39	4,2908	22,7056	45,41	3026 Marchelinus, Peter
38	50	11,82	4,2301	22,3844	44,77	2056 Prins, Peter
39	45	10,86	4,1436	21,9268	43,85	3105 Corrynen, Marc
40	44	10,63	4,1392	21,9034	43,81	718 Mertens, John
41	50	12,33	4,0552	21,4585	42,92	2682 Houthuyzen, Bart
42	38	9,77	3,8895	20,5817	41,16	439 Vermeulen, Hanneke
43	44	11,45	3,8428	20,3348	40,67	1766 Acquooij van, Fred
44	42	11,05	3,8009	20,1131	40,23	2058 Nieuwenhuizen, Guus
45	50	13,36	3,7425	19,8041	39,61	428 Hilverink, Carolina
46	46	12,48	3,6859	19,5045	39,01	1719 Van der Schans, Stella

STANDARD -- Overall Stage Results

Klassering Squad 24

Printed juli 4, 2010 at 18:19



Stage 4 -- Sneller

	PTS	TIME	HIT FACTOR	STAGE POINTS	STAGE PERCENT	COMPETITOR # Name
47	46	12,55	3,6653	19,3958	38,79	1367 Houthuyzen, Servaas
48	28	8,15	3,4356	18,1800	36,36	3100 Van Driel, Peter
49	42	12,38	3,3926	17,9523	35,90	530 Guzel, Alican
50	36	11,26	3,1972	16,9183	33,84	3115 Wever, Henk
51	34	10,89	3,1221	16,5213	33,04	3103 Goeseije, Peter
52	23	8,17	2,8152	14,8970	29,79	2663 Hoovenstat, Marcel
53	25	9,80	2,5510	13,4991	27,00	432 Klaassen, Gerwin

PRODUCTION -- Overall Stage Results

Klassering Squad 24

Printed juli 4, 2010 at 18:19




Stage 4 -- Sneller

	PTS	TIME	HIT FACTOR	STAGE POINTS	STAGE PERCENT	COMPETITOR # Name
1	48	5,56	8,6331	50,0000	100,00	472 Roorda, Richard
2	50	6,33	7,8989	45,7478	91,50	414 Schouwink, Peter
3	38	4,90	7,7551	44,9150	89,83	2046 Dietrich, Bjorn
4	44	5,73	7,6789	44,4735	88,95	457 Uitert, van, John
5	46	6,45	7,1318	41,3049	82,61	419 Verhulst, Hans
6	46	6,46	7,1207	41,2410	82,48	522 Manen, Van, Jomar
7	50	7,04	7,1023	41,1340	82,27	595 Van de water, Mischa
8	50	7,48	6,6845	38,7143	77,43	2523 Van Dijk, Peter
9	46	7,15	6,4336	37,2611	74,52	2672 Loonstra, Tim
10	50	7,79	6,4185	37,1737	74,35	2053 Rooij, Donald de
11	42	6,68	6,2874	36,4147	72,83	3108 Verbeeck, Randy
12	46	7,41	6,2078	35,9537	71,91	1002 Alberga, Lorenzo
13	50	8,09	6,1805	35,7952	71,59	501 Baas, de, Marcel
14	48	7,95	6,0377	34,9686	69,94	502 Vriens, Rob
15	46	7,73	5,9508	34,4653	68,93	553 Greven, Sjaak
16	42	7,34	5,7221	33,1403	66,28	442 Arnold, Marnix
17	38	6,71	5,6632	32,7993	65,60	483 Peters, Jos
18	50	8,95	5,5866	32,3557	64,71	1736 Schaedler, Leander
19	50	8,95	5,5866	32,3557	64,71	416 Rijkhoek, Arie
20	42	7,74	5,4264	31,4276	62,86	2486 De Waard, Pim
21	46	8,88	5,1802	30,0019	60,00	486 Dijkman, Hans
22	44	8,79	5,0057	28,9913	57,98	1807 Ottema, Wilbert
23	50	10,44	4,7893	27,7379	55,48	3110 Deramaut, Erwin
24	44	9,36	4,7009	27,2258	54,45	448 Arnold, Chrit
25	50	11,75	4,2553	24,6454	49,29	3097 Trip, Rob
26	23	6,71	3,4277	19,8522	39,70	3107 Codenie, Thierry
27	30	8,98	3,3408	19,3486	38,70	653 Brunschot, Van, Erik

REVOLVER (STANDARD) -- Overall Stage Results

Klassering Squad 24

Printed juli 4, 2010 at 18:19



Stage 4 -- Sneller

	PTS	TIME	HIT FACTOR	STAGE POINTS	STAGE PERCENT	COMPETITOR # Name
1	48	8,64	5,5556	50,0000	100,00	3120 Guichelaar, Kees

OPEN -- Overall Stage Results

Klassering Squad 24

Printed juli 4, 2010 at 18:19



Stage 5 -- Running

	PTS	TIME	HIT FACTOR	STAGE POINTS	STAGE PERCENT	COMPETITOR # Name
1	154	21,34	7,2165	160,0000	100,00	1708 Hoof, Patrick van
2	158	22,44	7,0410	156,1090	97,57	1291 Meeusen, Patrick
3	153	22,55	6,7849	150,4314	94,02	479 Drummen, Maurice
4	147	21,70	6,7742	150,1935	93,87	438 Faro, Rien
5	147	23,43	6,2740	139,1037	86,94	490 Kooij, van der, Kjell
6	151	24,76	6,0985	135,2135	84,51	449 Rodigas, Eduard
7	154	25,42	6,0582	134,3194	83,95	424 Wijnands, Gerard
8	156	26,03	5,9931	132,8753	83,05	525 Lambregts, Johan
9	151	25,82	5,8482	129,6625	81,04	925 Kisters, Rob
10	154	27,05	5,6932	126,2255	78,89	498 Esch, van, Mari
11	142	25,14	5,6484	125,2324	78,27	417 Koolwijk, van, Jacky
12	147	26,36	5,5766	123,6419	77,28	425 Schmitz, Henny
13	146	26,85	5,4376	120,5597	75,35	1287 Backus, Harry
14	142	26,25	5,4095	119,9369	74,96	500 Smits, Arno
15	125	23,67	5,2809	117,0861	73,18	422 Noorbeek, Marcel
16	147	29,48	4,9864	110,5563	69,10	423 Dekker, Pieter
17	151	30,29	4,9851	110,5278	69,08	451 Tissingh, Klaas
18	150	30,33	4,9456	109,6510	68,53	415 Janssen, Ton
19	154	31,37	4,9091	108,8428	68,03	1353 Austermann, Erwin
20	136	27,71	4,9080	108,8168	68,01	492 Marshall, Keith
21	144	30,25	4,7603	105,5433	65,96	3111 Braeckmans, Igor
22	149	31,44	4,7392	105,0745	65,67	2104 Bukowski, Frans
23	152	32,40	4,6914	104,0141	65,01	1297 Oprins, Johan
24	148	31,92	4,6366	102,7999	64,25	512 Veeneman, Lindy
25	150	32,85	4,5662	101,2394	63,27	463 Hiemstra, Klaas
26	153	34,04	4,4947	99,6542	62,28	598 Beurden, van, Jos
27	158	35,37	4,4671	99,0412	61,90	1757 Sewalt, Henny
28	159	37,75	4,2119	93,3843	58,37	2054 Bruijn, Pim de
29	134	32,78	4,0879	90,6337	56,65	564 Sasabone, John
30	140	36,09	3,8792	86,0072	53,75	541 Mange, Fred
31	111	28,82	3,8515	85,3931	53,37	2522 Van Lent, Dave
32	153	40,42	3,7853	83,9245	52,45	403 Kloor, van der, Jerry
33	116	31,83	3,6444	80,8007	50,50	429 Wit, Jan
34	154	43,66	3,5273	78,2043	48,88	3101 Dewilde, Mark
35	152	46,47	3,2709	72,5211	45,33	587 Fontijn, Fred
36	126	41,44	3,0405	67,4131	42,13	2841 Veeneman, Albert
37	112	37,50	2,9867	66,2187	41,39	2060 Auer, Christiaan
38	134	56,13	2,3873	52,9302	33,08	452 Pattimukaj, Nonna
39	121	69,09	1,7513	38,8297	24,27	3118 Van Gastel-Kiela, Mirjam
40	134	86,67	1,5461	34,2791	21,42	3104 Griek, v /d, Jan

STANDARD -- Overall Stage Results

Klassering Squad 24

Printed juli 4, 2010 at 18:19



Stage 5 -- Running

	PTS	TIME	HIT FACTOR	STAGE POINTS	STAGE PERCENT	COMPETITOR # Name
1	153	20,14	7,5968	160,0000	100,00	427 Heinze, Rein
2	152	22,66	6,7079	141,2771	88,30	441 Noord, van, Ruud
3	154	25,34	6,0773	127,9977	80,00	399 Roooram, Kris
4	153	25,58	5,9812	125,9734	78,73	418 Beijer, Patrick
5	154	25,92	5,9414	125,1335	78,21	1642 Quinten, Marcel
6	146	24,62	5,9301	124,8972	78,06	1995 Franssen, Harm
7	142	24,10	5,8921	124,0964	77,56	433 Barentsen, Sasja
8	149	25,62	5,8158	122,4884	76,56	1520 Linde, van der, Geert
9	145	25,55	5,6751	119,5267	74,70	3098 Roovers, Frie
10	150	26,86	5,5845	117,6179	73,51	436 Huurman, Thomas
11	138	25,46	5,4203	114,1586	71,35	458 Bult, Gerwin
12	150	27,86	5,3841	113,3961	70,87	435 Wigchert, Frank
13	158	29,57	5,3433	112,5366	70,34	2047 Rhoen, Roger
14	158	30,10	5,2492	110,5551	69,10	2115 Gerwen, van, Joan
15	154	29,70	5,1852	109,2075	68,25	3113 Schoenmaker, Jeffry
16	148	29,06	5,0929	107,2640	67,04	3106 Put, van, Marc
17	156	30,66	5,0881	107,1619	66,98	1519 Linde, van der, Richard
18	156	30,69	5,0831	107,0572	66,91	1922 Jungschlaeger, Martin
19	156	31,34	4,9777	104,8368	65,52	749 Folmer, Hans
20	124	25,14	4,9324	103,8830	64,93	527 Dikkenberg, Van den, Jeroen
21	157	31,85	4,9294	103,8193	64,89	1547 Van Maanen, Ron
22	160	32,56	4,9140	103,4960	64,69	413 Verbeet, Pietje
23	148	30,49	4,8541	102,2333	63,90	1038 Ribeiro Marques, Paulo
24	150	31,36	4,7832	100,7403	62,96	644 Burgers, Frank
25	144	30,35	4,7446	99,9291	62,46	3112 Balliere, Guy
26	144	31,20	4,6154	97,2066	60,75	3102 Verhaagtert, Sam
27	150	32,66	4,5928	96,7304	60,46	1643 Bothmer, Dolf
28	146	32,22	4,5313	95,4367	59,65	432 Klaassen, Gerwin
29	158	35,37	4,4671	94,0828	58,80	1367 Houthuyzen, Servaas
30	152	34,69	4,3817	92,2842	57,68	514 Euverman, Erik
31	132	30,72	4,2969	90,4984	56,56	493 Mulders, Rein
32	142	34,65	4,0981	86,3124	53,95	3109 Dun, van, Bas
33	144	35,52	4,0541	85,3842	53,37	3026 Marchelinus, Peter
34	137	34,03	4,0259	84,7904	52,99	3103 Goeseije, Peter
35	136	34,32	3,9627	83,4602	52,16	439 Vermeulen, Hanneke
36	107	27,06	3,9542	83,2806	52,05	3099 Hendrikx, Marc
37	142	36,11	3,9324	82,8226	51,76	3100 Van Driel, Peter
38	160	41,02	3,9005	82,1509	51,34	2682 Houthuyzen, Bart
39	130	33,85	3,8405	80,8859	50,55	2663 Hoovenstat, Marcel
40	154	41,18	3,7397	78,7630	49,23	718 Mertens, John
41	140	39,29	3,5632	75,0471	46,90	3121 Braspenning, Yves
42	153	42,96	3,5615	75,0093	46,88	3119 Snoeren, Peter
43	158	44,38	3,5602	74,9821	46,86	530 Guzel, Alican
44	150	43,02	3,4868	73,4360	45,90	2056 Prins, Peter
45	130	37,51	3,4657	72,9935	45,62	2118 Dos Santos, Antonio
46	144	44,56	3,2316	68,0621	42,54	3115 Wever, Henk

STANDARD -- Overall Stage Results

Klassering Squad 24

Printed juli 4, 2010 at 18:19



Stage 5 -- Running

	PTS	TIME	HIT FACTOR	STAGE POINTS	STAGE PERCENT	COMPETITOR # Name
47	160	49,81	3,2122	67,6537	42,28	428 Hilverink, Carolina
48	140	46,55	3,0075	63,3427	39,59	2058 Nieuwenhuizen, Guus
49	140	48,93	2,8612	60,2616	37,66	3114 Schoenmaker, Henk
50	147	54,48	2,6982	56,8288	35,52	3117 Kiela, Yvo
51	160	59,38	2,6945	56,7503	35,47	1719 Van der Schans, Stella
52	105	42,54	2,4683	51,9852	32,49	3105 Corrynen, Marc
53	104	52,05	1,9981	42,0824	26,30	1766 Acquooij van, Fred

PRODUCTION -- Overall Stage Results

Klassering Squad 24

Printed juli 4, 2010 at 18:19



Stage 5 -- Running

	PTS	TIME	HIT FACTOR	STAGE POINTS	STAGE PERCENT	COMPETITOR # Name
1	156	23,03	6,7738	160,0000	100,00	472 Roorda, Richard
2	148	23,38	6,3302	149,5225	93,45	457 Uitert, van, John
3	158	28,11	5,6208	132,7656	82,98	414 Schouwink, Peter
4	142	25,99	5,4636	129,0540	80,66	1002 Alberga, Lorenzo
5	152	28,40	5,3521	126,4196	79,01	419 Verhulst, Hans
6	109	20,69	5,2682	124,4387	77,77	2046 Dietrich, Bjorn
7	142	26,98	5,2632	124,3185	77,70	595 Van de water, Mischa
8	154	29,58	5,2062	122,9736	76,86	2672 Loonstra, Tim
9	160	31,42	5,0923	120,2827	75,18	1736 Schaedler, Leander
10	142	27,94	5,0823	120,0470	75,03	442 Arnold, Marnix
11	140	28,51	4,9106	115,9899	72,49	3107 Codenie, Thierry
12	160	32,64	4,9020	115,7868	72,37	2523 Van Dijk, Peter
13	152	31,03	4,8985	115,7047	72,32	3108 Verbeeck, Randy
14	152	31,60	4,8101	113,6177	71,01	502 Vriens, Rob
15	158	33,57	4,7066	111,1719	69,48	486 Dijkman, Hans
16	158	33,60	4,7024	111,0727	69,42	522 Manen, Van, Jomar
17	144	31,39	4,5874	108,3579	67,72	2486 De Waard, Pim
18	154	33,99	4,5307	107,0185	66,89	501 Baas, de, Marcel
19	154	34,16	4,5082	106,4859	66,55	416 Rijkhoek, Arie
20	158	35,48	4,4532	105,1872	65,74	2053 Rooij, Donald de
21	142	32,01	4,4361	104,7833	65,49	483 Peters, Jos
22	138	31,67	4,3574	102,9249	64,33	553 Greven, Sjaak
23	158	38,75	4,0774	96,3107	60,19	3110 Deramaut, Erwin
24	156	38,55	4,0467	95,5850	59,74	1807 Ottema, Wilbert
25	140	36,53	3,8325	90,5248	56,58	448 Arnold, Chrit
26	118	33,61	3,5109	82,9283	51,83	653 Brunschot, Van, Erik
27	131	42,38	3,0911	73,0129	45,63	3097 Trip, Rob

REVOLVER (STANDARD) -- Overall Stage Results

Klassering Squad 24

Printed juli 4, 2010 at 18:19



Stage 5 -- Running

	PTS	TIME	HIT FACTOR	STAGE POINTS	STAGE PERCENT	COMPETITOR # Name
1	156	34,96	4,4622	160,0000	100,00	3120 Guichelaar, Kees

OPEN -- Overall Stage Results

Klassering Squad 24

Printed juli 4, 2010 at 18:19



Stage 6 -- Happy

	PTS	TIME	HIT FACTOR	STAGE POINTS	STAGE PERCENT	COMPETITOR # Name
1	143	31,43	4,5498	155,0000	100,00	417 Koolwijk, van, Jacky
2	151	33,31	4,5332	154,4338	99,63	438 Faro, Rien
3	141	32,33	4,3613	148,5776	95,86	490 Kooij, van der, Kjell
4	144	35,10	4,1026	139,7640	90,17	422 Noorbeek, Marcel
5	131	32,80	3,9939	136,0622	87,78	479 Drummen, Maurice
6	134	35,08	3,8198	130,1324	83,96	500 Smits, Arno
7	138	37,04	3,7257	126,9253	81,89	1353 Austermann, Erwin
8	146	39,31	3,7141	126,5289	81,63	925 Kisters, Rob
9	139	37,89	3,6685	124,9770	80,63	449 Rodigas, Eduard
10	139	38,12	3,6464	124,2230	80,14	492 Marshall, Keith
11	132	36,57	3,6095	122,9671	79,33	1708 Hoof, Patrick van
12	141	39,80	3,5427	120,6913	77,87	564 Sasabone, John
13	135	38,67	3,4911	118,9323	76,73	425 Schmitz, Henny
14	146	41,85	3,4886	118,8495	76,68	3111 Braeckmans, Igor
15	144	41,45	3,4741	118,3526	76,36	1287 Backus, Harry
16	141	40,78	3,4576	117,7910	75,99	525 Lambregts, Johan
17	137	40,27	3,4020	115,8988	74,77	498 Esch, van, Mari
18	137	41,51	3,3004	112,4366	72,54	598 Beurden, van, Jos
19	134	42,22	3,1739	108,1251	69,76	3104 Griek, v /d, Jan
20	126	39,70	3,1738	108,1235	69,76	424 Wijnands, Gerard
21	121	39,68	3,0494	103,8852	67,02	1291 Meeusen, Patrick
22	127	41,74	3,0426	103,6553	66,87	415 Janssen, Ton
23	121	40,55	2,9840	101,6564	65,58	2104 Bukowski, Frans
24	141	48,57	2,9030	98,8988	63,81	463 Hiemstra, Klaas
25	133	46,05	2,8882	98,3925	63,48	1297 Oprins, Johan
26	150	52,62	2,8506	97,1137	62,65	1757 Sewalt, Henny
27	144	51,05	2,8208	96,0963	62,00	3101 Dewilde, Mark
28	131	47,17	2,7772	94,6118	61,04	451 Tissingh, Klaas
29	134	48,72	2,7504	93,6996	60,45	2054 Bruijn, Pim de
30	141	52,02	2,7105	92,3398	59,57	423 Dekker, Pieter
31	137	51,48	2,6612	90,6613	58,49	429 Wit, Jan
32	135	51,25	2,6341	89,7387	57,90	2841 Veeneman, Albert
33	131	52,77	2,4825	84,5715	54,56	587 Fontijn, Fred
34	121	49,72	2,4336	82,9076	53,49	512 Veeneman, Lindy
35	105	43,71	2,4022	81,8368	52,80	2522 Van Lent, Dave
36	103	44,89	2,2945	78,1678	50,43	2060 Auer, Christiaan
37	114	64,35	1,7716	60,3526	38,94	403 Kloor, van der, Jerry
38	95	54,25	1,7512	59,6573	38,49	541 Mange, Fred
39	67	58,02	1,1548	39,3402	25,38	452 Pattimukajij, Nonna
40	0	1,00	0,0000	0,0000	0,00	3118 Van Gastel-Kiela, Mirjam

STANDARD -- Overall Stage Results

Klassering Squad 24

Printed juli 4, 2010 at 18:19



Stage 6 -- Happy

	PTS	TIME	HIT FACTOR	STAGE POINTS	STAGE PERCENT	COMPETITOR # Name
1	135	37,31	3,6183	155,0000	100,00	1642 Quinten, Marcel
2	131	37,26	3,5158	150,6092	97,17	1995 Franssen, Harm
3	121	35,02	3,4552	148,0105	95,49	441 Noord, van, Ruud
4	129	37,41	3,4483	147,7152	95,30	433 Barentsen, Sasja
5	140	41,56	3,3686	144,3031	93,10	3102 Verhaagtert, Sam
6	120	35,79	3,3529	143,6292	92,66	527 Dikkenberg, Van den, Jeroen
7	143	43,98	3,2515	139,2849	89,86	1922 Jungschlaeger, Martin
8	135	42,34	3,1885	136,5860	88,12	435 Wigchert, Frank
9	122	39,25	3,1083	133,1507	85,90	3098 Roovers, Frie
10	136	44,65	3,0459	130,4790	84,18	399 Roopram, Kris
11	122	41,16	2,9640	126,9719	81,92	1520 Linde, van der, Geert
12	139	49,80	2,7912	119,5663	77,14	2047 Rhoen, Roger
13	107	38,97	2,7457	117,6187	75,88	436 Huurman, Thomas
14	122	45,30	2,6932	115,3679	74,43	1038 Ribeiro Marques, Paulo
15	122	45,75	2,6667	114,2331	73,70	1519 Linde, van der, Richard
16	123	46,45	2,6480	113,4338	73,18	413 Verbeet, Pietje
17	125	48,25	2,5907	110,9778	71,60	1643 Bothmer, Dolf
18	110	42,50	2,5882	110,8733	71,53	3112 Balliere, Guy
19	110	42,98	2,5593	109,6351	70,73	644 Burgers, Frank
20	107	42,86	2,4965	106,9436	69,00	432 Klaassen, Gerwin
21	112	44,92	2,4933	106,8074	68,91	3106 Put, van, Marc
22	126	50,74	2,4832	106,3759	68,63	749 Folmer, Hans
23	123	50,00	2,4600	105,3800	67,99	2056 Prins, Peter
24	124	50,65	2,4482	104,8734	67,66	514 Euverman, Erik
25	147	60,91	2,4134	103,3837	66,70	3026 Marchelinus, Peter
26	112	47,58	2,3539	100,8363	65,06	493 Mulders, Rein
27	125	53,61	2,3317	99,8820	64,44	3121 Braspenning, Yves
28	108	47,04	2,2959	98,3512	63,45	439 Vermeulen, Hanneke
29	91	39,73	2,2905	98,1174	63,30	418 Beijer, Patrick
30	131	58,30	2,2470	96,2556	62,10	2118 Dos Santos, Antonio
31	127	56,89	2,2324	95,6293	61,70	718 Mertens, John
32	99	44,76	2,2118	94,7476	61,13	2663 Hoovenstat, Marcel
33	118	54,60	2,1612	92,5790	59,73	2682 Houthuyzen, Bart
34	87	41,79	2,0818	89,1805	57,54	3109 Dun, van, Bas
35	110	52,87	2,0806	89,1264	57,50	3100 Van Driel, Peter
36	135	65,15	2,0721	88,7652	57,27	428 Hilverink, Carolina
37	80	38,82	2,0608	88,2790	56,95	427 Heinze, Rein
38	101	50,52	1,9992	85,6409	55,25	3117 Kiela, Yvo
39	118	61,02	1,9338	82,8387	53,44	3103 Goeseije, Peter
40	81	42,11	1,9235	82,3992	53,16	2115 Gerwen, van, Joan
41	69	36,00	1,9167	82,1050	52,97	3099 Hendrikx, Marc
42	124	66,16	1,8742	80,2878	51,80	3105 Corrynen, Marc
43	126	67,98	1,8535	79,3985	51,22	1766 Acquooij van, Fred
44	120	69,74	1,7207	73,7093	47,55	2058 Nieuwenhuizen, Guus
45	89	52,50	1,6952	72,6196	46,85	1547 Van Maanen, Ron
46	75	47,43	1,5813	67,7378	43,70	3113 Schoenmaker, Jeffry

STANDARD -- Overall Stage Results

Klassering Squad 24

Printed juli 4, 2010 at 18:19



Stage 6 -- Happy

	PTS	TIME	HIT FACTOR	STAGE POINTS	STAGE PERCENT	COMPETITOR # Name
47	102	75,76	1,3464	57,6744	37,21	1719 Van der Schans, Stella
48	89	68,78	1,2940	55,4308	35,76	1367 Houthuyzen, Servaas
49	58	47,94	1,2098	51,8266	33,44	458 Bult, Gerwin
50	61	54,32	1,1230	48,1053	31,04	3115 Wever, Henk
51	40	94,24	0,4244	18,1823	11,73	3114 Schoenmaker, Henk
52	0	60,13	0,0000	0,0000	0,00	530 Guzel, Alican
53	0	54,71	0,0000	0,0000	0,00	3119 Snoeren, Peter

PRODUCTION -- Overall Stage Results

Klassering Squad 24

Printed juli 4, 2010 at 18:19




Stage 6 -- Happy

	PTS	TIME	HIT FACTOR	STAGE POINTS	STAGE PERCENT	COMPETITOR # Name
1	145	35,08	4,1334	155,0000	100,00	472 Roorda, Richard
2	110	32,13	3,4236	128,3823	82,83	2046 Dietrich, Bjorn
3	130	39,28	3,3096	124,1067	80,07	595 Van de water, Mischa
4	130	43,15	3,0127	112,9759	72,89	457 Uitert, van, John
5	133	44,57	2,9841	111,9006	72,19	483 Peters, Jos
6	145	48,78	2,9725	111,4678	71,91	486 Dijkman, Hans
7	113	38,58	2,9290	109,8347	70,86	419 Verhulst, Hans
8	117	41,30	2,8329	106,2329	68,54	3107 Codenie, Thierry
9	132	47,20	2,7966	104,8709	67,66	522 Manen, Van, Jomar
10	121	43,92	2,7550	103,3109	66,65	3108 Verbeeck, Randy
11	137	49,88	2,7466	102,9953	66,45	653 Brunschot, Van, Erik
12	136	50,90	2,6719	100,1946	64,64	2053 Rooij, Donald de
13	145	54,29	2,6708	100,1547	64,62	501 Baas, de, Marcel
14	137	51,51	2,6597	99,7361	64,35	3110 Deramaut, Erwin
15	120	45,40	2,6432	99,1171	63,95	2672 Loonstra, Tim
16	145	56,77	2,5542	95,7795	61,79	2523 Van Dijk, Peter
17	125	49,13	2,5443	95,4084	61,55	1736 Schaedler, Leander
18	139	54,88	2,5328	94,9782	61,28	414 Schouwink, Peter
19	122	50,27	2,4269	91,0069	58,71	502 Vriens, Rob
20	137	56,91	2,4073	90,2725	58,24	416 Rijkhoek, Arie
21	102	42,68	2,3899	89,6188	57,82	1002 Alberga, Lorenzo
22	117	51,01	2,2937	86,0110	55,49	553 Greven, Sjaak
23	126	56,29	2,2384	83,9388	54,15	1807 Ottema, Wilbert
24	116	55,14	2,1037	78,8886	50,90	2486 De Waard, Pim
25	98	57,80	1,6955	63,5801	41,02	3097 Trip, Rob
26	88	58,88	1,4946	56,0452	36,16	448 Arnold, Chrit
27	60	57,97	1,0350	38,8125	25,04	442 Arnold, Marnix

REVOLVER (STANDARD) -- Overall Stage Results


Klassering Squad 24

Printed juli 4, 2010 at 18:19



Stage 6 -- Happy

	PTS	TIME	HIT FACTOR	STAGE POINTS	STAGE PERCENT	COMPETITOR # Name
1	128	52,25	2,4498	155,0000	100,00	3120 Guichelaar, Kees



Disqualified Shooters

No.	Name
------------	-------------

402	Geijn, van de, George
404	Gansner, Hans
409	Laros, Rene
412	Rooijendijk, Lucien
456	Diepen, van, Cees
475	Hogeweg, Huub
526	Vegt van der, Rein
1701	Brieffies, Arjen
3017	Marchelinus, Thomas
3116	Beyns, Ivo